



Government of Nepal
Ministry of Forest and Environment
Department of Environment
Babarmahal, Kathmandu

Air Quality Status of Nepal 2016-2020

Volume I

Dhulikhel Air Quality Monitoring Station



All rights reserved. DoEnv encourages the reproduction and dissemination of material in this information products.

First online edition

© DoEnv 2021

Contents

1	Dhulikhel Air Quality Monitoring Station	1
2	Air Quality Status of Dhulikhel station (2016-2020).....	1
2.1	Air quality status, 2016.....	1
2.1.1	Temporal variation of PM1.....	1
2.1.2	Temporal Variation of PM2.5	3
2.1.3	Temporal variation of PM10.....	6
2.1.4	Temporal Variation of TSP	9
2.2	Air Quality Status, 2017.....	13
2.2.1	Annual average of PM1, PM2.5, PM10 and TSP.....	13
2.2.2	Temporal Variation of PM1	13
2.2.3	Temporal Variation of PM2.5	16
2.2.4	Temporal variation of PM10.....	20
2.2.5	Temporal Variation of TSP	23
2.3	Air Quality Status, 2018.....	27
2.3.1	Annual average of PM1, PM2.5, PM10 and TSP.....	27
2.3.2	Temporal Variation of PM1	27
2.3.3	Temporal Variation of PM2.5	30
2.3.4	Temporal Variation of PM10	34
2.3.5	Temporal Variation of TSP	37
2.4	Air quality status, 2019.....	41
2.4.1	Annual average of PM1, PM2.5, PM10 and TSP.....	41
2.4.2	Temporal Variation of PM1	41
2.4.3	Temporal variation of PM2.5.....	44
2.4.4	Temporal variation of PM10.....	48
2.4.5	Temporal variation of TSP.....	51
2.5	Air quality status, 2020.....	55
2.5.1	Annual average of PM1, PM2.5, PM10 and TSP.....	55

2.5.2	Temporal variation of PM ₁	55
2.5.3	Temporal Variation of PM _{2.5}	58
2.5.4	Temporal variation of PM ₁₀	61
2.5.5	Temporal variation of TSP.....	65
Annex.....		69

Lists of Figures

Figure 1: Daily average of PM ₁	2
Figure 2: Monthly Average of PM _{2.5}	2
Figure 3: Monthly Variation of PM ₁	3
Figure 4: Diurnal variation of PM ₁	3
Figure 5 : Histogram of PM _{2.5}	4
Figure 6: Daily average of PM _{2.5}	4
Figure 7: Monthly Average of PM _{2.5}	5
Figure 8: Monthly Variation of PM _{2.5}	5
Figure 9: Diurnal variation of PM _{2.5}	6
Figure 10: Compliance status of PM _{2.5}	6
Figure 11 : Histogram for the ambient concentration of PM ₁₀	7
Figure 12: Daily average of PM ₁₀	7
Figure 13: Monthly average of Pm ₁₀	8
Figure 14: Monthly Variation of PM ₁₀	8
Figure 15: Diurnal variation of PM ₁₀ concentration.....	9
Figure 16: Compliance status of PM ₁₀	9
Figure 17 : Histogram for the ambient concentration of TSP.....	10
Figure 18: Daily average of TSP.....	10
Figure 19: Monthly Average of TSP.....	11
Figure 20: Monthly Variation of TSP.	11
Figure 21: Diurnal Variation of TSP.....	12
Figure 22: Compliance status of TSP	12
Figure 23: Annual average of PM ₁ , PM _{2.5} , PM ₁₀ and TSP in 2017	13

Figure 24 : Histogram of PM ₁	13
Figure 25: Daily average of PM ₁	14
Figure 26: Monthly Average of PM ₁	14
Figure 27: Monthly Variation of PM ₁	15
Figure 28: Seasonal variation of PM ₁	15
Figure 29: Diurnal variation of PM ₁	16
Figure 30 : Histogram of PM _{2.5}	16
Figure 31: Daily average of PM _{2.5}	17
Figure 32: Monthly Average of PM _{2.5}	17
Figure 33: Monthly Variation of PM _{2.5}	18
Figure 34: Seasonal variation of PM _{2.5}	18
Figure 35: Diurnal variation of PM _{2.5}	19
Figure 36: Compliance status of PM _{2.5}	19
Figure 37 : Histogram for the ambient concentration of PM ₁₀	20
Figure 38: Daily average of PM ₁₀	20
Figure 39: Monthly average of Pm ₁₀	21
Figure 40: Monthly Variation of PM ₁₀	21
Figure 41: Seasonal variation of PM ₁₀	22
Figure 42: Diurnal variation of PM ₁₀ concentration.....	22
Figure 43: Compliance status of PM ₁₀	23
Figure 44 : Histogram for the ambient concentration of TSP.....	23
Figure 45: Daily average of TSP.....	24
Figure 46: Monthly Average of TSP.....	24
Figure 47: Monthly Variation of TSP.	25
Figure 48: Seasonal variation of TSP.....	25
Figure 49: Diurnal Variation of TSP.....	26
Figure 50: Compliance status of TSP.....	26
Figure 51: Annual average of PM ₁ , PM _{2.5} , PM ₁₀ and TSP in 2018.....	27
Figure 52 : Histogram of PM ₁	27
Figure 53: Daily average of PM ₁	28
Figure 54: Monthly Average of PM ₁	28
Figure 55: Monthly Variation of PM ₁	29

Figure 56: Seasonal variation of PM ₁	29
Figure 57: Diurnal variation of PM ₁	30
Figure 58 : Histogram of PM _{2.5}	30
Figure 59: Daily average of PM _{2.5}	31
Figure 60: Monthly Average of PM _{2.5}	31
Figure 61: Monthly Variation of PM _{2.5}	32
Figure 62: Seasonal variation of PM _{2.5}	32
Figure 63: Diurnal variation of PM _{2.5}	33
Figure 64: Compliance status of PM _{2.5}	33
Figure 65 : Histogram for the ambient concentration of PM ₁₀	34
Figure 66: Daily average of PM ₁₀	34
Figure 67: Monthly average of Pm ₁₀	35
Figure 68: Monthly Variation of PM ₁₀	35
Figure 69: Seasonal variation of PM ₁₀	36
Figure 70: Diurnal variation of PM ₁₀ concentration.....	36
Figure 71: Compliance status of PM ₁₀	37
Figure 72 : Histogram for the ambient concentration of TSP	37
Figure 73: Daily average of TSP.....	38
Figure 74: Monthly Average of TSP.....	38
Figure 75: Monthly Variation of TSP.	39
Figure 76: Seasonal variation of TSP.....	39
Figure 77: Diurnal Variation of TSP.....	40
Figure 78: Compliance status of TSP	40
Figure 79: Annual average of PM ₁ , PM _{2.5} , PM ₁₀ and TSP in 2019.....	41
Figure 80 : Histogram of PM ₁	41
Figure 81: Daily average of PM ₁	42
Figure 82: Monthly Average of PM _{2.5}	42
Figure 83: Monthly Variation of PM ₁	43
Figure 84: Seasonal variation of PM ₁	43
Figure 85: Diurnal variation of PM ₁	44
Figure 86 : Histogram of PM _{2.5}	44
Figure 87: Daily average of PM _{2.5}	45

Figure 88: Monthly Average of PM _{2.5}	45
Figure 89: Monthly Variation of PM _{2.5}	46
Figure 90: Seasonal variation of PM _{2.5}	46
Figure 91: Diurnal variation of PM _{2.5}	47
Figure 92: Compliance status of PM _{2.5}	47
Figure 93 : Histogram for the ambient concentration of PM ₁₀	48
Figure 94: Daily average of PM ₁₀	48
Figure 95: Monthly average of Pm ₁₀	49
Figure 96: Monthly Variation of PM ₁₀	49
Figure 97: Seasonal variation of PM ₁₀	50
Figure 98: Diurnal variation of PM ₁₀ concentration.....	50
Figure 99: Compliance status of PM ₁₀	51
Figure 100 : Histogram for the ambient concentration of TSP	51
Figure 101: Daily average of TSP	52
Figure 102: Monthly Average of TSP	52
Figure 103: Monthly Variation of TSP.....	53
Figure 104: Seasonal variation of TSP	53
Figure 105: Diurnal Variation of TSP	54
Figure 106: Compliance status of TSP	54
Figure 107: Annual average of PM ₁ , PM _{2.5} , PM ₁₀ and TSP in 2020	55
Figure 108 : Histogram of PM ₁	55
Figure 109: Daily average of PM ₁	56
Figure 110: Monthly Average of PM _{2.5}	56
Figure 111: Monthly Variation of PM ₁	57
Figure 112: Seasonal variation of PM ₁	57
Figure 113: Diurnal variation of PM ₁	58
Figure 114 : Histogram of PM _{2.5}	58
Figure 115: Daily average of PM _{2.5}	59
Figure 116: Monthly Average of PM _{2.5}	59
Figure 117: Monthly Variation of PM _{2.5}	60
Figure 118: Seasonal variation of PM _{2.5}	60
Figure 119: Diurnal variation of PM _{2.5}	61

Figure 120: Compliance status of PM _{2.5}	61
Figure 121 : Histogram for the ambient concentration of PM ₁₀	62
Figure 122: Daily average of PM ₁₀	62
Figure 123: Monthly average of Pm ₁₀	63
Figure 124: Monthly Variation of PM ₁₀	63
Figure 125: Seasonal variation of PM ₁₀	64
Figure 126: Diurnal variation of PM ₁₀ concentration.....	64
Figure 127: Compliance status of PM ₁₀	65
Figure 128 : Histogram for the ambient concentration of TSP	65
Figure 129: Daily average of TSP	66
Figure 130: Monthly Average of TSP.....	66
Figure 131: Monthly Variation of TSP.....	67
Figure 132: Seasonal variation of TSP	67
Figure 133: Diurnal Variation of TSP	68
Figure 134: Compliance status of TSP	68

1 Dhulikhel Air Quality Monitoring Station

- Address : Dhulikhel
- Location: 27.608483 latitude, 85.547803 longitude
- Surrounding of the station
 2. North: Dhulikhel Medical studies
 3. South:
 4. East:
 5. West:
- Establish year: 2017 (2074)
- Brief introduction of the instruments installed in the station
 1. PM instrument- GRIMM EDM 180
 2. Met sensor luffth WS 700
 3. Data logging and data transmission and power backup system

2 Air Quality Status of Dhulikhel station (2016-2020)

2.1 Air quality status, 2016

2.1.1 Temporal variation of PM1

Annual average of PM₁

Histogram of hourly average PM1 is shown in the figure below.

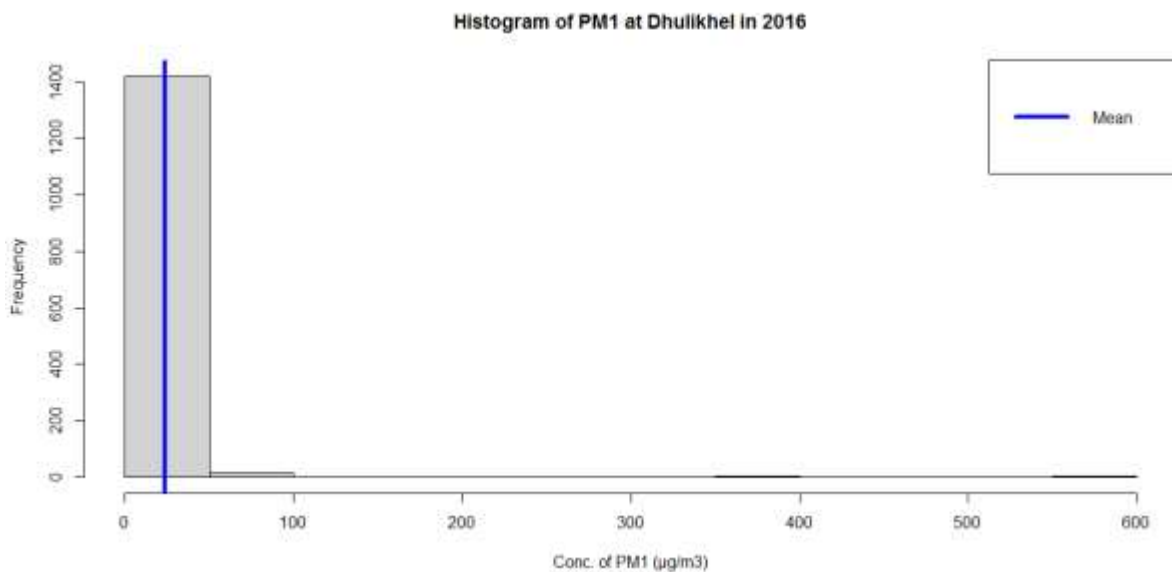


Figure 1: Histogram of PM₁

Daily average of PM₁:

Daily average concentration of PM₁ was high during November and was found low during October.

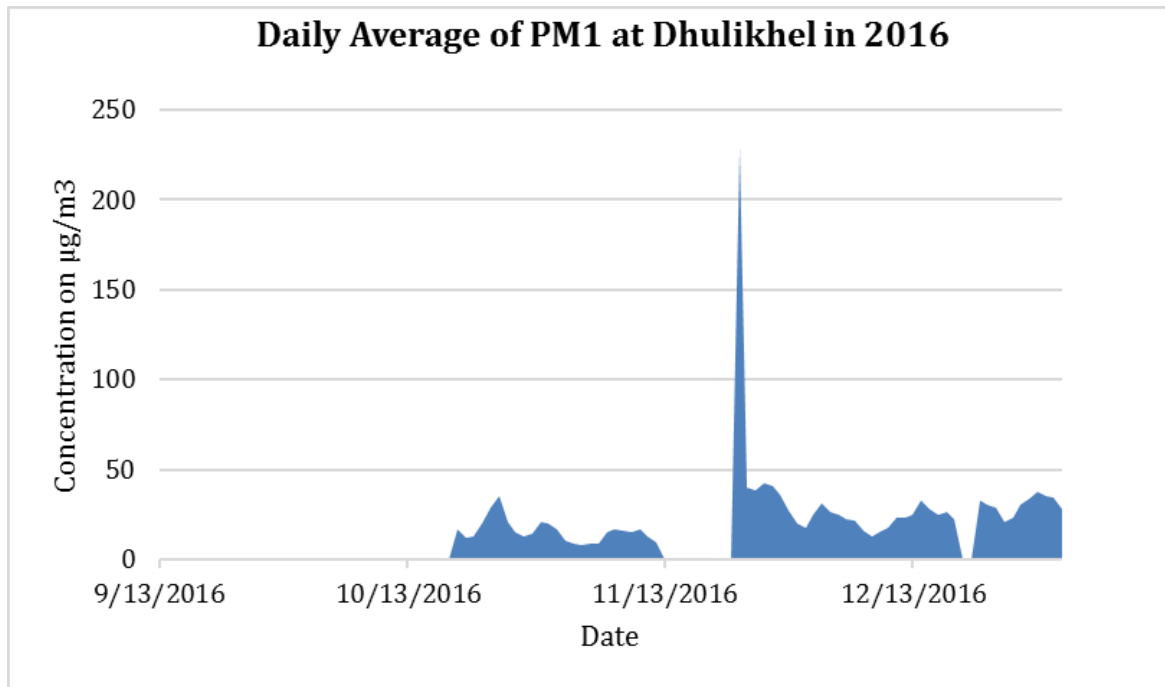


Figure 1: Daily average of PM₁

Monthly average of PM₁

The highest and the lowest concentration of PM₁ was found during November and October respectively. The mean value for those months were found to be 30.52 and 19.06 µg/m³ respectively.

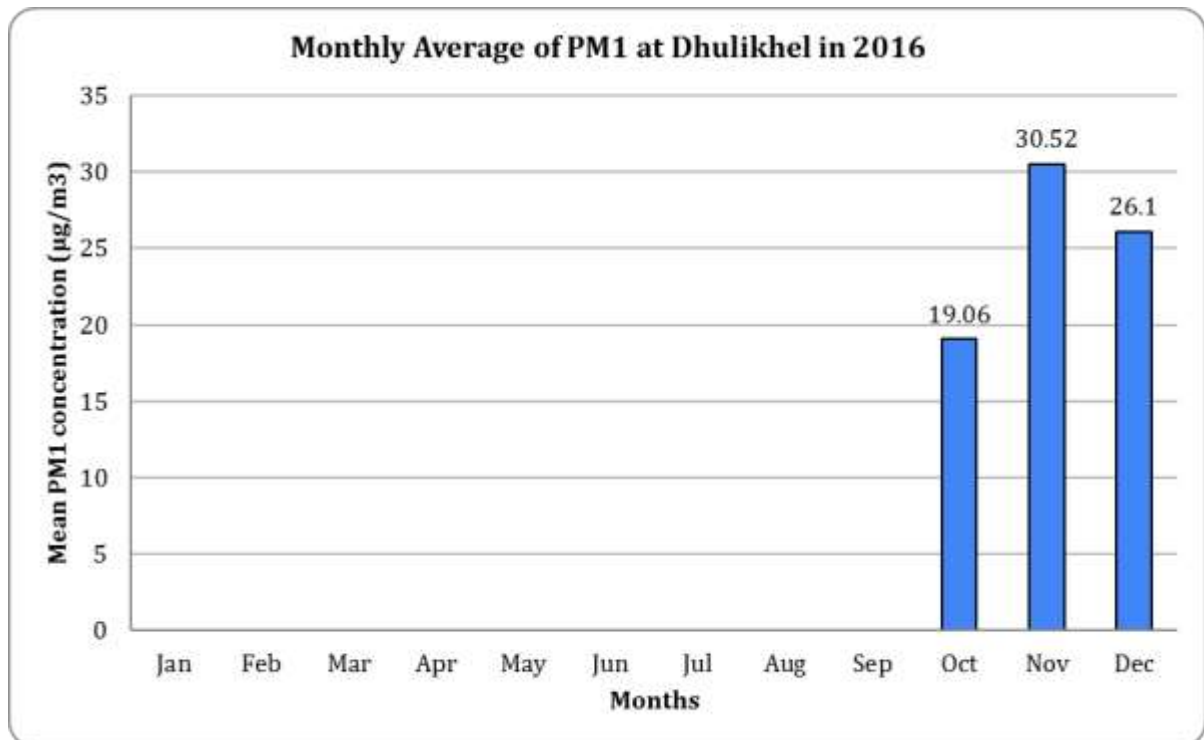


Figure 2: Monthly Average of PM_{2.5}

Monthly Variation of PM1

Variation in concentration of PM₁ was found more during November whereas low during December.

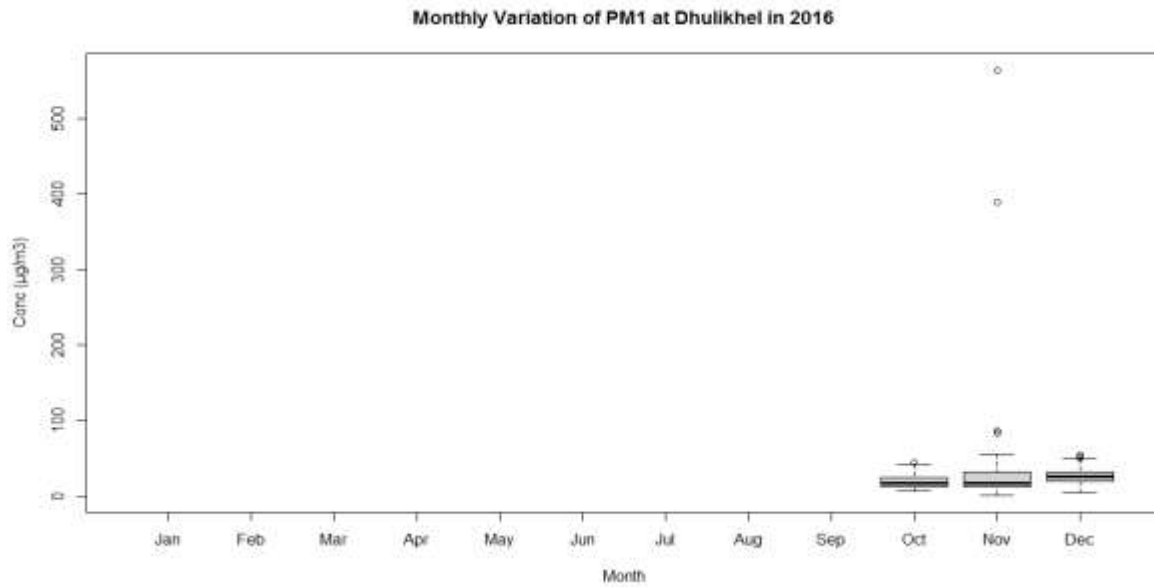


Figure 3: Monthly Variation of PM₁

Diurnal variation of average PM1 concentration

The diurnal variation of average PM₁ concentrations can be shown in the figure below.

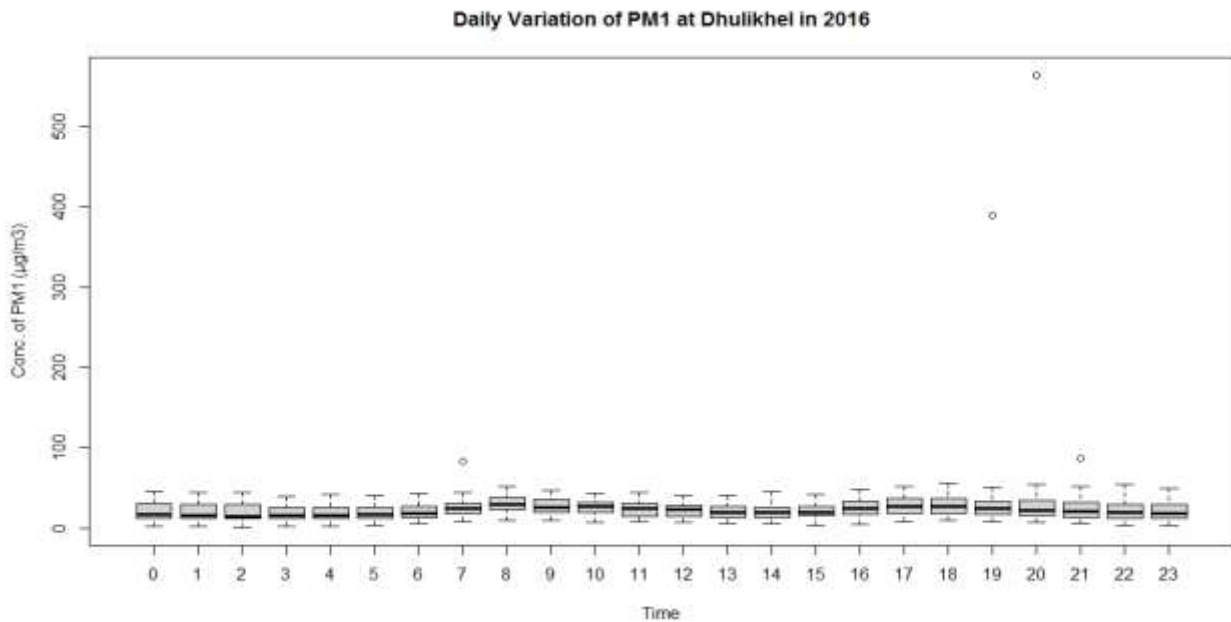


Figure 4: Diurnal variation of PM₁

2.1.2 Temporal Variation of PM2.5

Annual average of PM_{2.5}

Histogram of hourly average PM_{2.5} is shown in the figure below.

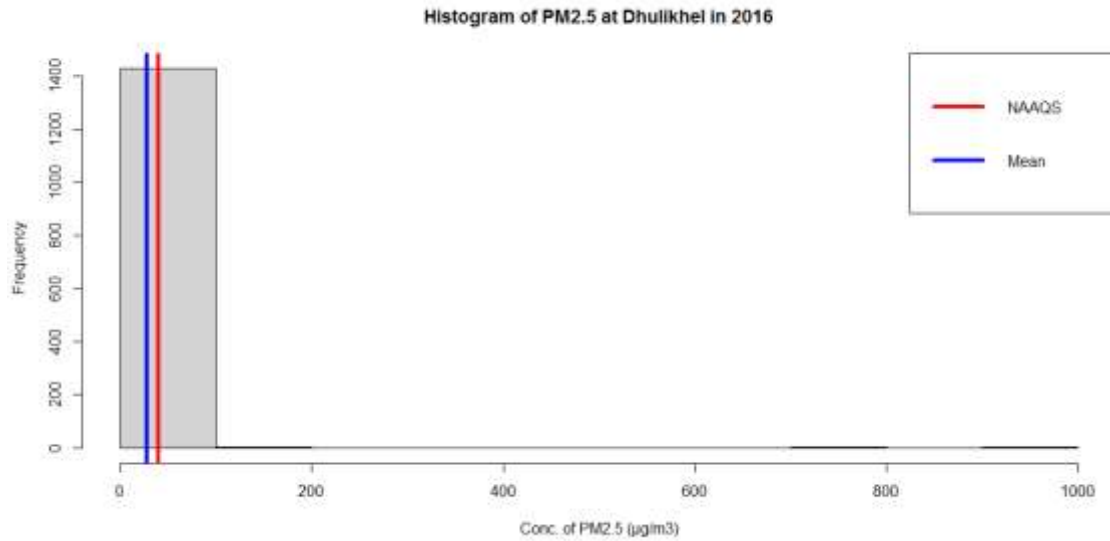


Figure 5 : Histogram of PM_{2.5}

Daily average of PM_{2.5}:

Daily average concentration of PM_{2.5} was high during November and was found low during October.

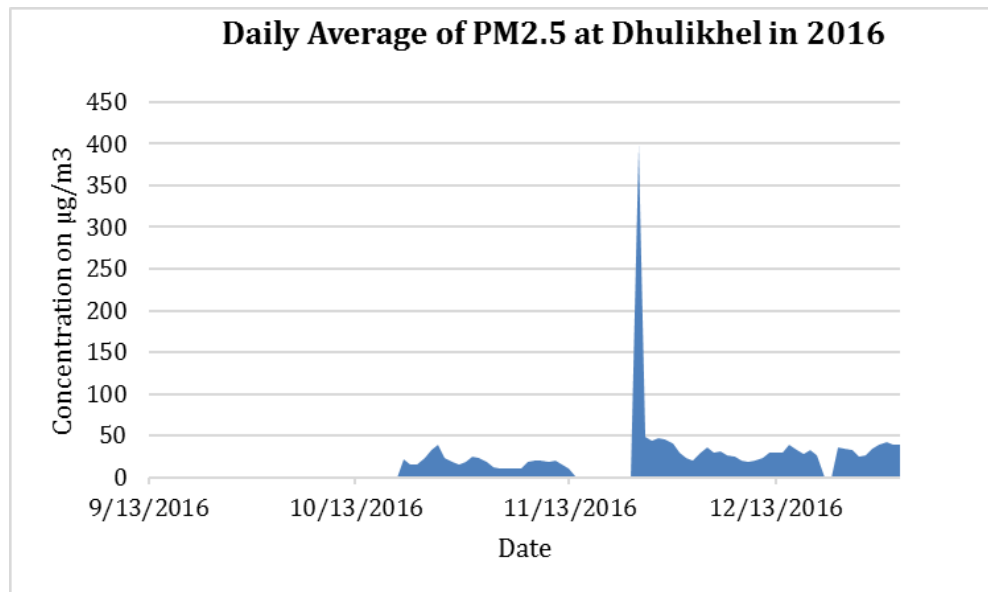


Figure 6: Daily average of PM_{2.5}

Monthly average of PM_{2.5}

The highest and the lowest concentration of PM_{2.5} was found during November and October respectively. The mean value for those months were found to be 42 and 22 µg/m³ respectively.

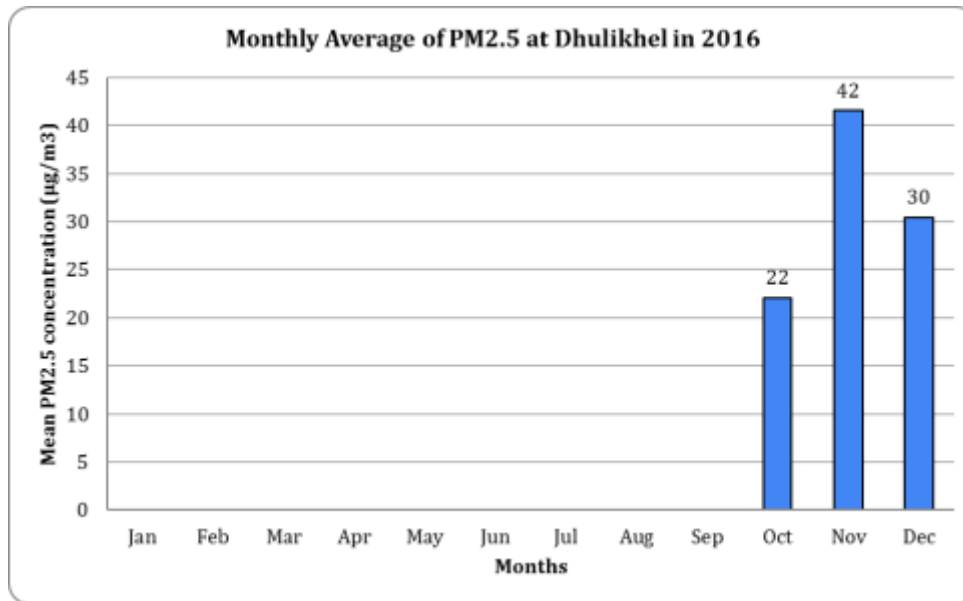


Figure 7: Monthly Average of PM_{2.5}

Monthly Variation of PM_{2.5}

Variation in concentration of PM_{2.5} was found more during November whereas low during December.

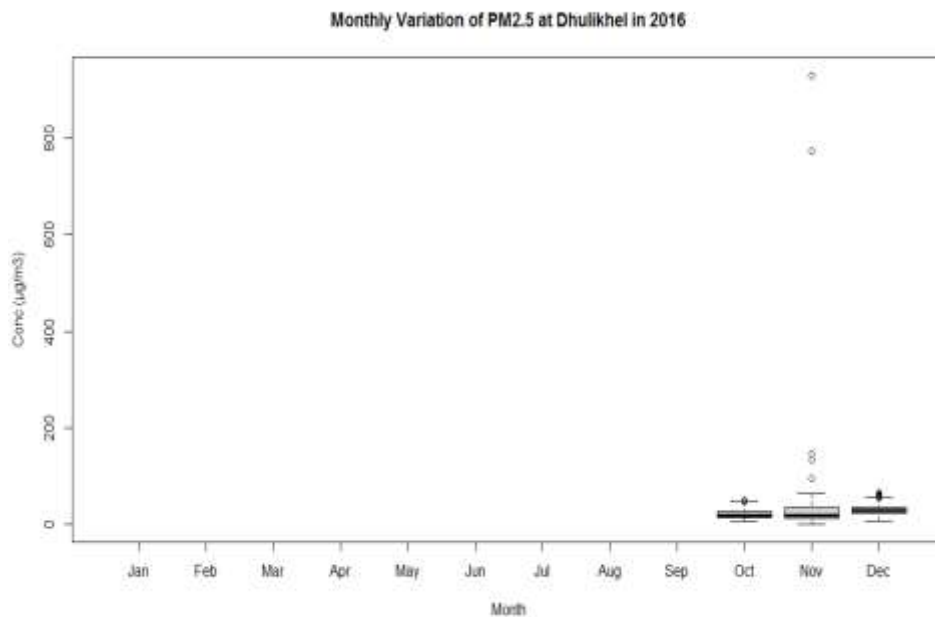


Figure 8: Monthly Variation of PM_{2.5}

Diurnal variation of average PM_{2.5} concentration

The diurnal variation of average PM_{2.5} concentrations can be shown in the Figure 9 below.

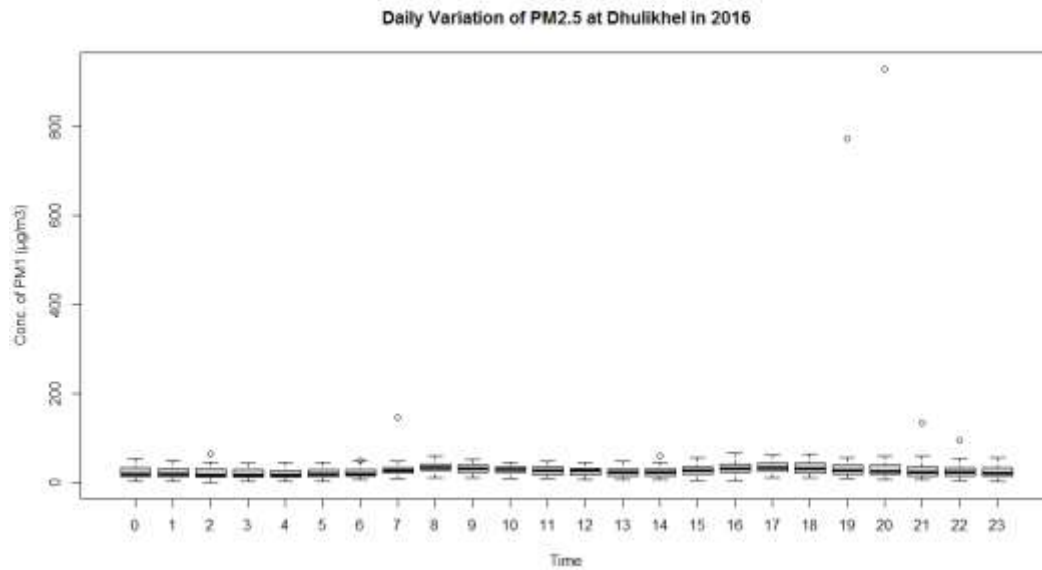


Figure 9: Diurnal variation of PM_{2.5}

Compliance status of PM_{2.5}

The total days of PM_{2.5} monitored in the year 2016 counts 62, of which 6 days exceed the NAAQS guideline as shown in figure below.

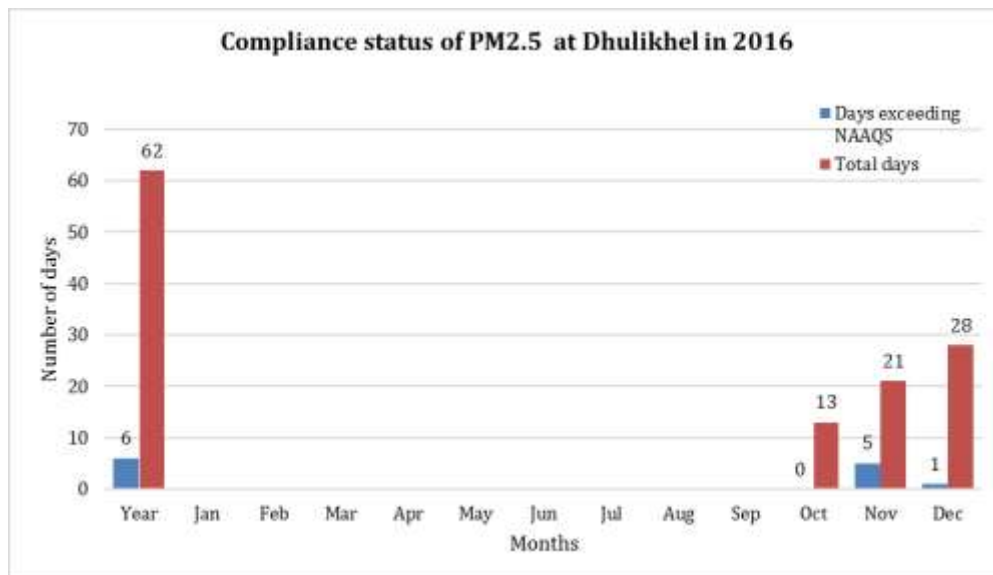


Figure 10: Compliance status of PM_{2.5}

2.1.3 Temporal variation of PM₁₀

Annual average of PM₁₀

Histogram of hourly average PM₁₀ is shown in the figure below.

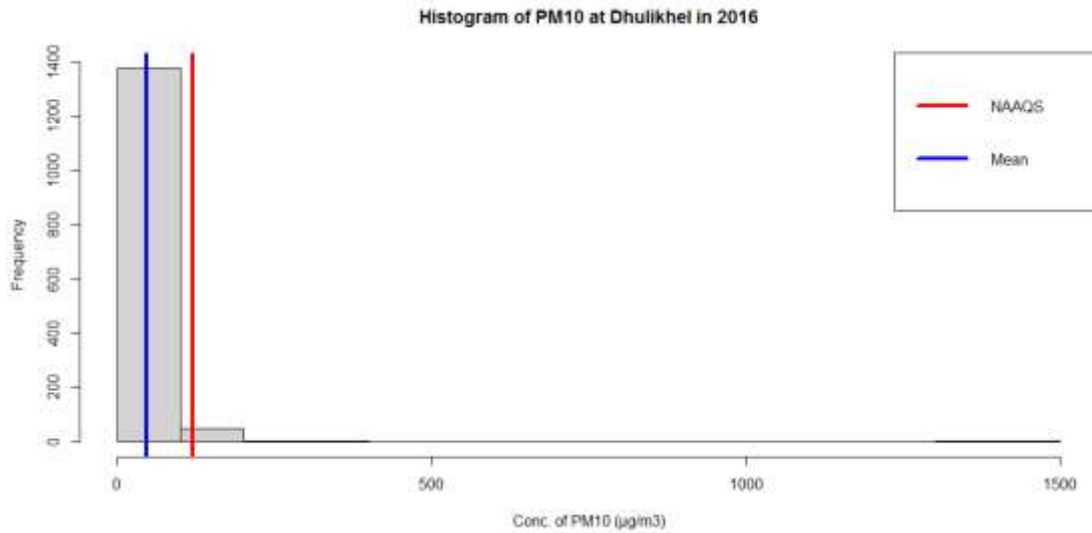


Figure 11 : Histogram for the ambient concentration of PM₁₀.

Daily average of PM₁₀:

Daily average concentration of PM₁₀ was high during November and was found low during October.

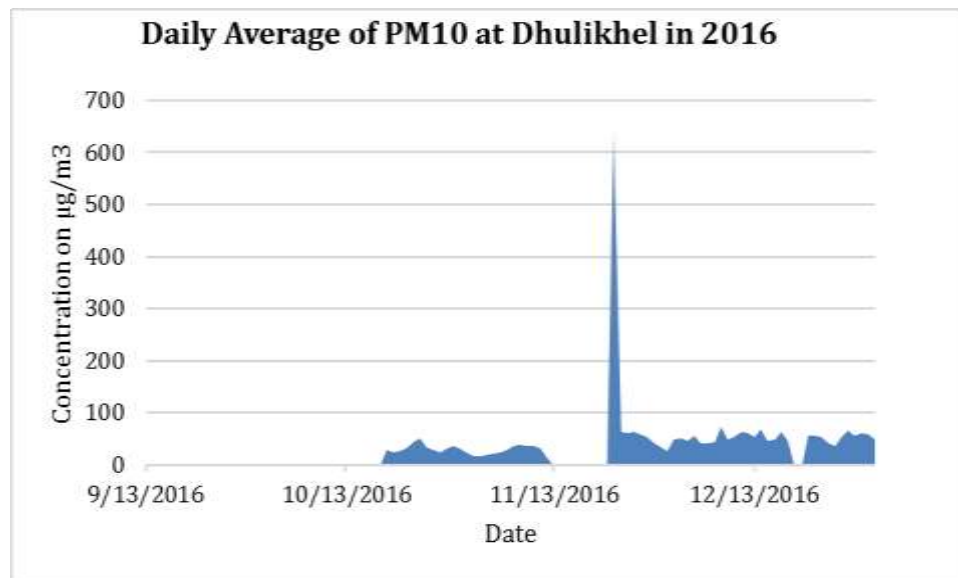


Figure 12: Daily average of PM₁₀

Monthly average of PM₁₀

The highest and the lowest concentration of PM₁₀ was found during November and October respectively. The mean value for those months were found to be 64.17 and 31.53 µg/m³ respectively.

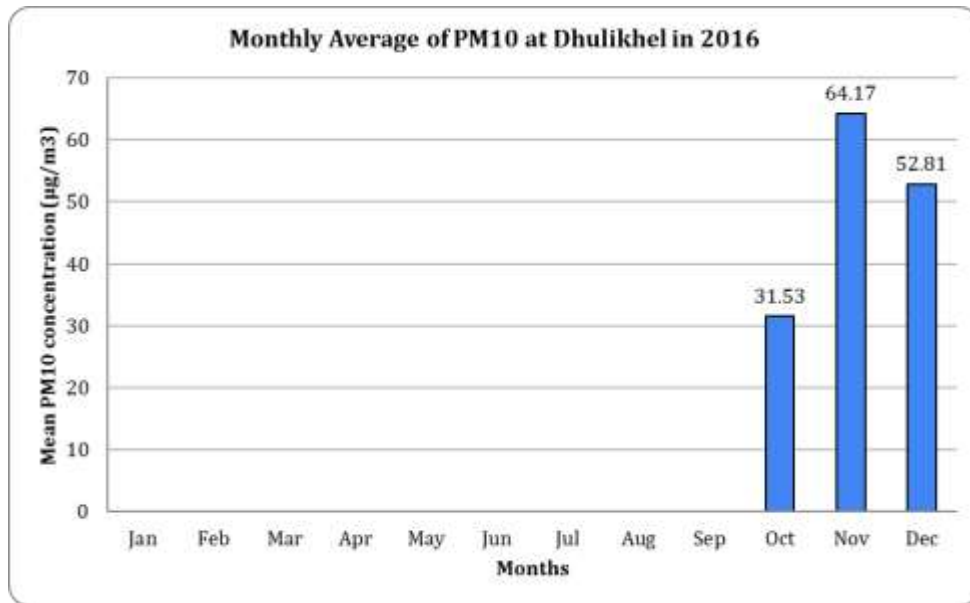


Figure 13: Monthly average of Pm₁₀

Monthly Variation of PM10

Variation in concentration of PM₁₀ is shown in the figure below.

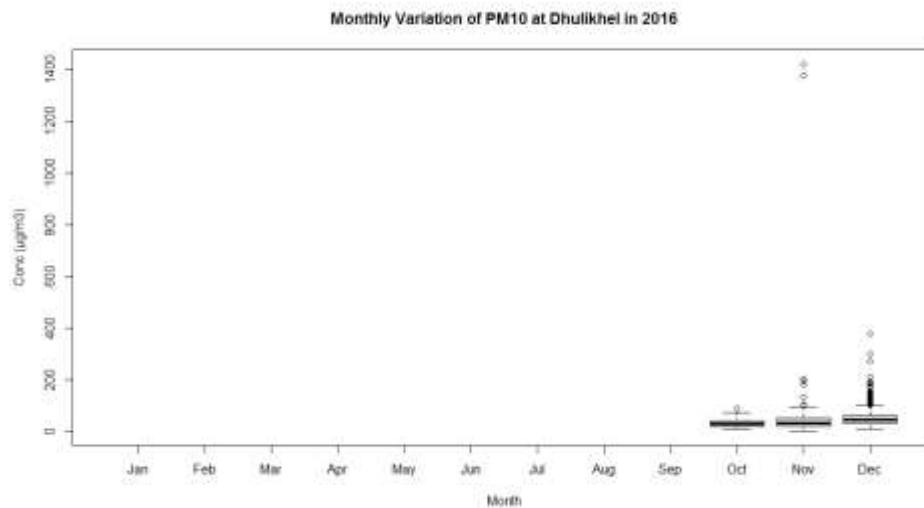


Figure 14: Monthly Variation of PM₁₀

Diurnal variation of average PM₁₀ concentration

The diurnal variation of average PM₁₀ concentrations can be shown in the figure below.

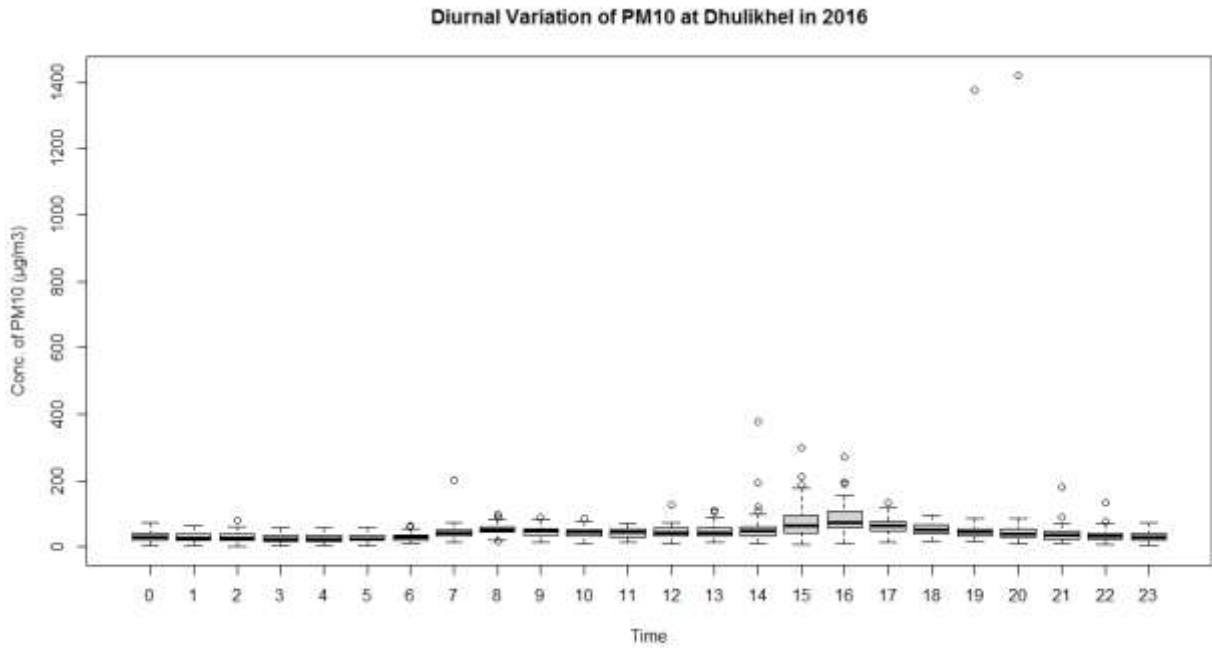


Figure 15: Diurnal variation of PM₁₀ concentration

Compliance status of PM₁₀

The total days of PM₁₀ monitored in the year 2016 counts 62 of which only 1 days exceed the NAAQS guideline as shown in figure below.

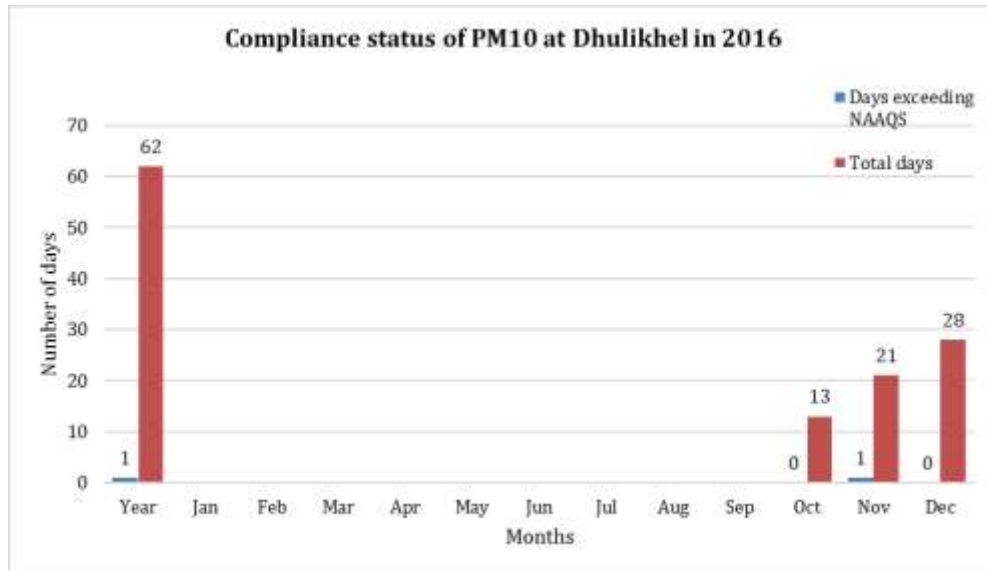


Figure 16: Compliance status of PM₁₀

2.1.4 Temporal Variation of TSP

Annual average of TSP

Histogram of hourly average TSP is shown in the figure below.

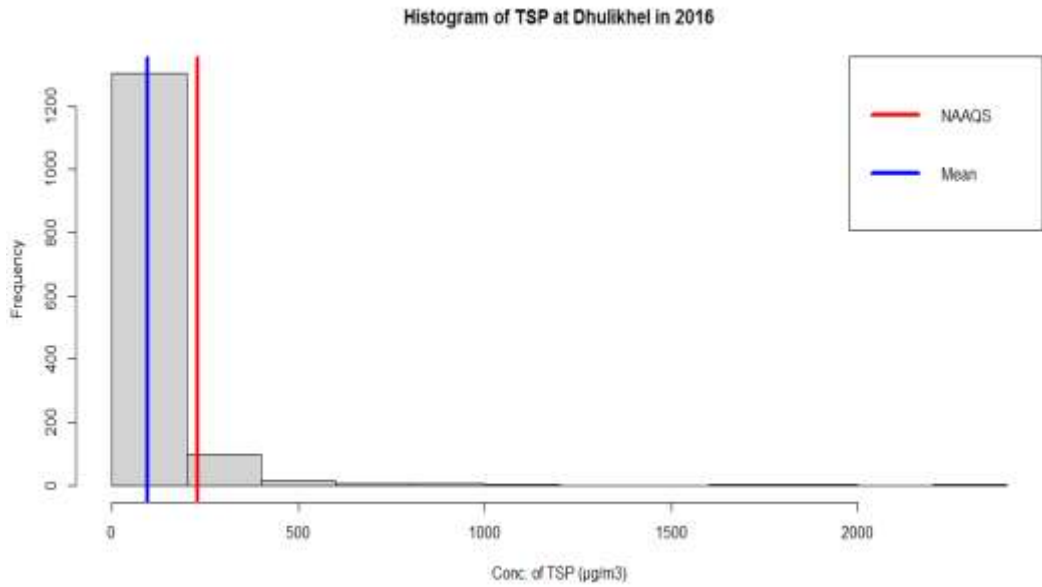


Figure 17 : Histogram for the ambient concentration of TSP

Daily average of TSP:

Daily average concentration of TSP was high during November and was found low during October.

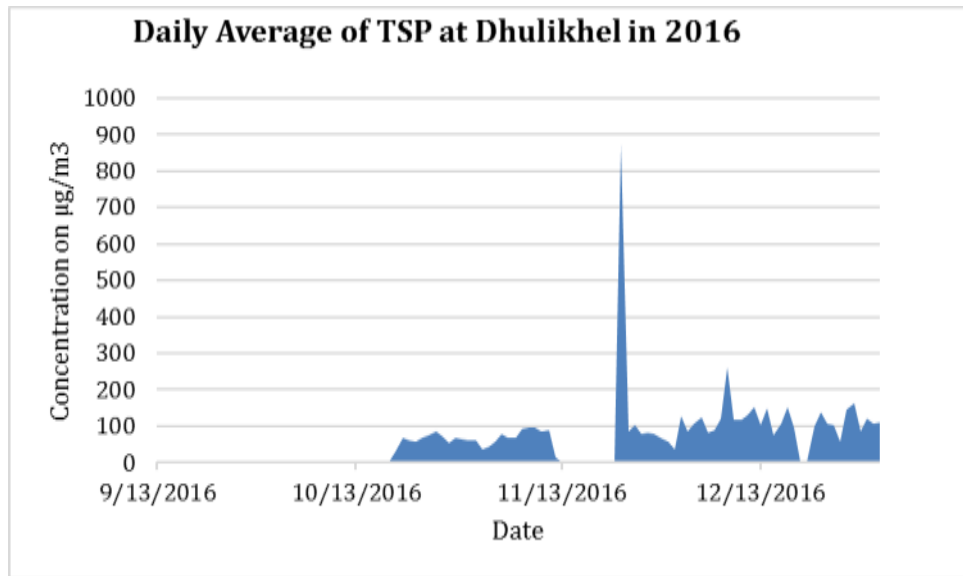


Figure 18: Daily average of TSP

Monthly average of TSP

The highest and the lowest concentration of TSP was found during December and October respectively. The mean value for those months were found to be 118.12 and 62.76 µg/m³ respectively.

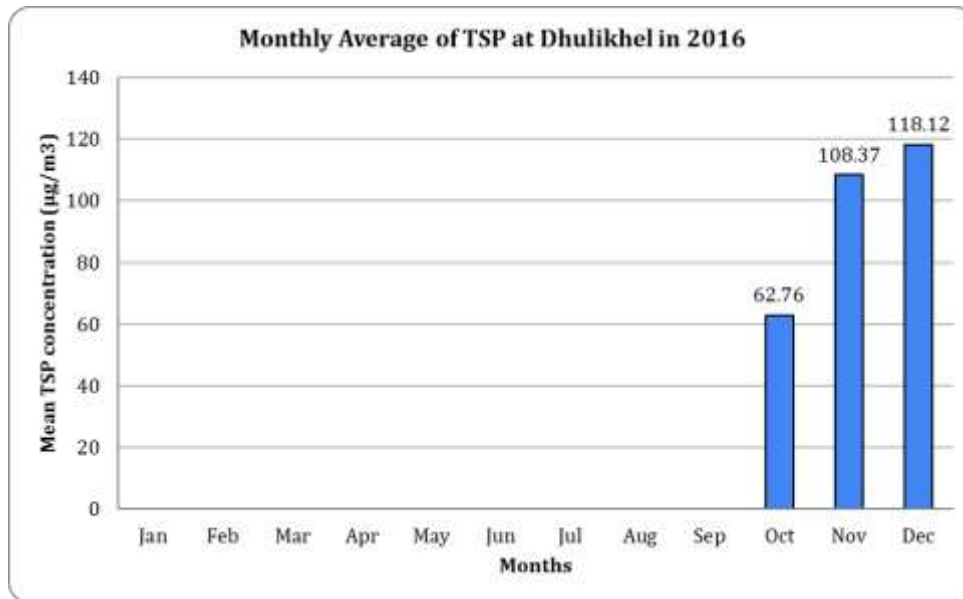


Figure 19: Monthly Average of TSP

Monthly Variation of TSP

Variation in concentration of TSP is shown in figure below.

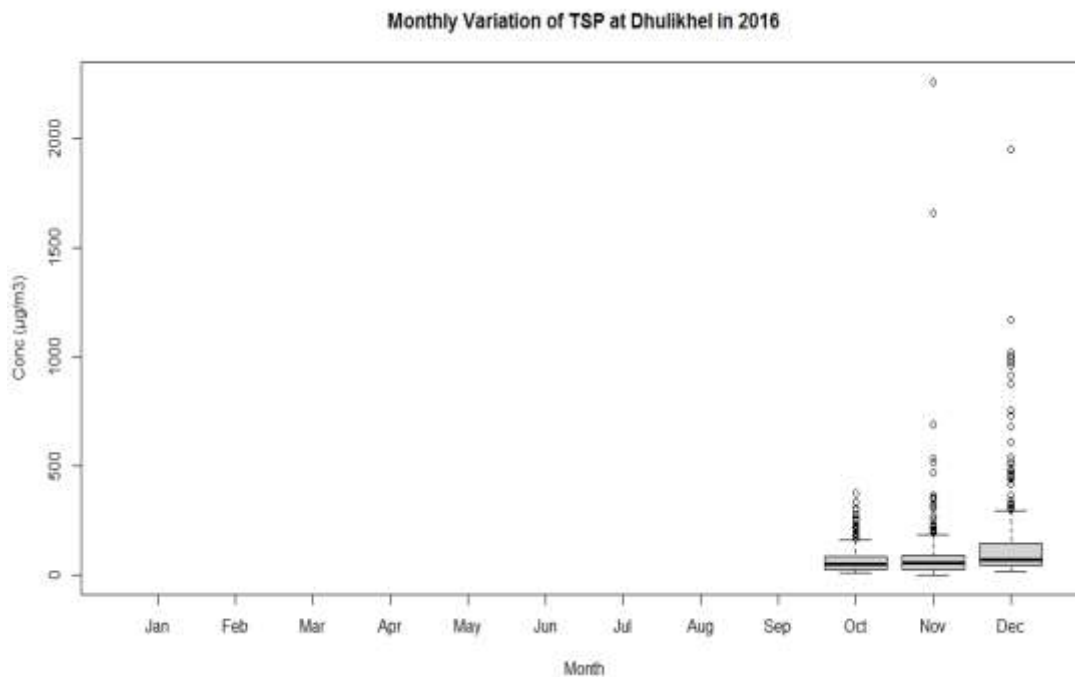


Figure 20: Monthly Variation of TSP.

Diurnal variation pf average TSP concentration

The diurnal variation of average TSP concentrations can be shown in the figure below..

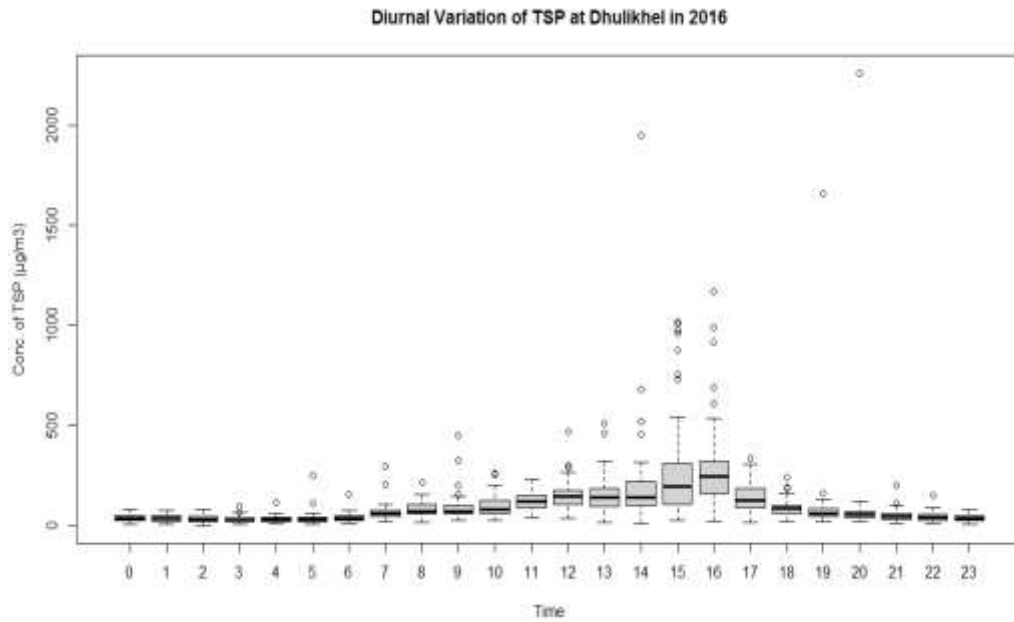


Figure 21: Diurnal Variation of TSP

Compliance status of TSP

The total days of TSP monitored in the year 2016 counts 62 of which 2 days exceed the NAAQS guideline as shown in figure below.

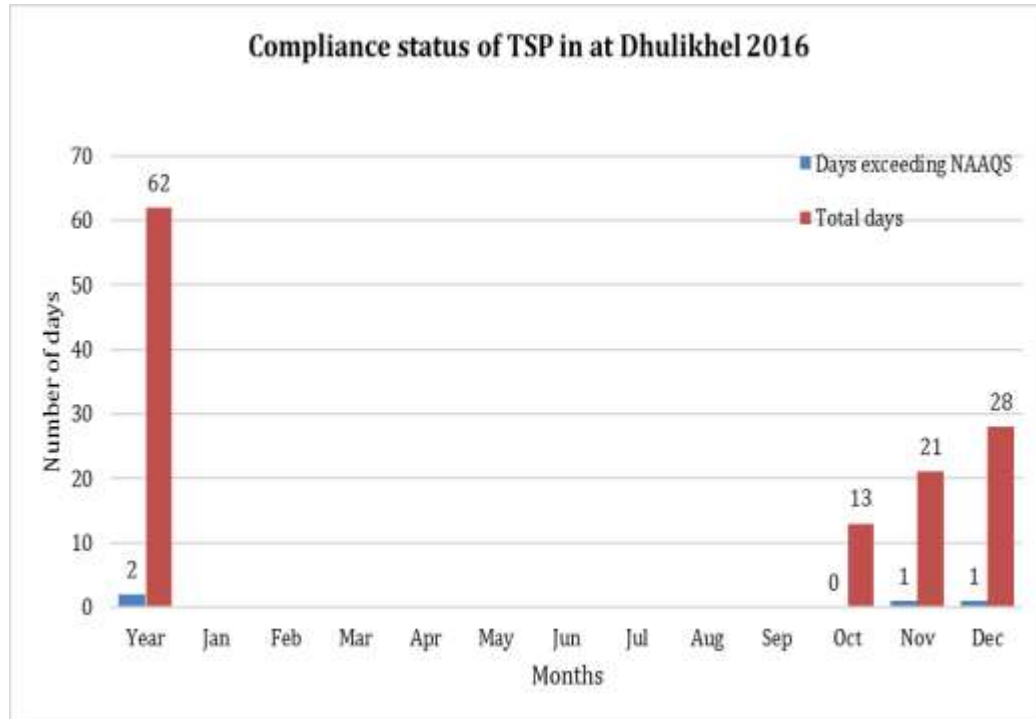


Figure 22: Compliance status of TSP

2.2 Air Quality Status, 2017

2.2.1 Annual average of PM₁, PM_{2.5}, PM₁₀ and TSP

The annual average of PM₁, PM_{2.5}, PM₁₀ and TSP of the Dhulikhel monitoring station was calculated as shown in figure below.

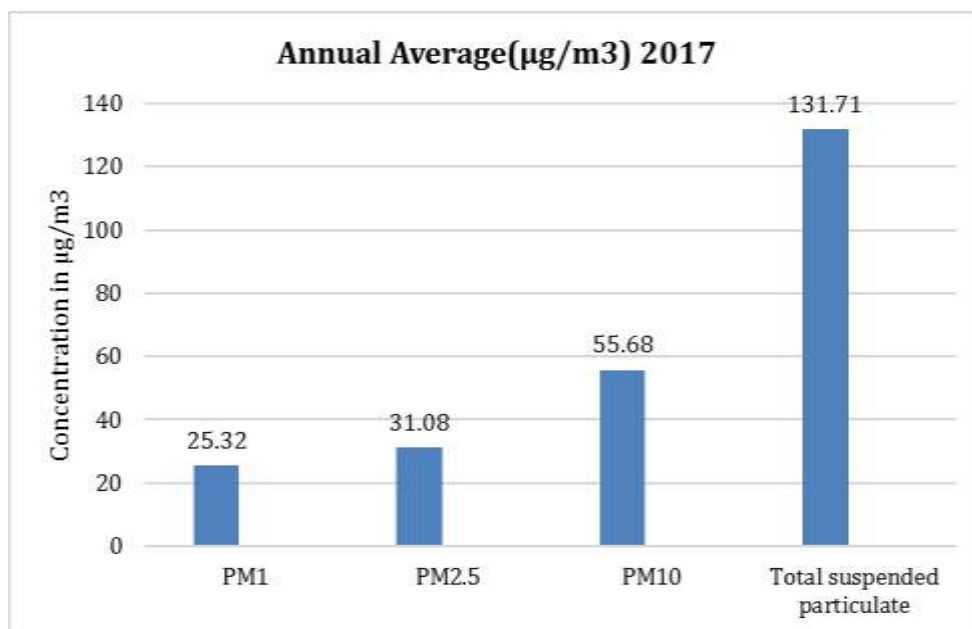


Figure 23: Annual average of PM₁, PM_{2.5}, PM₁₀ and TSP in 2017

2.2.2 Temporal Variation of PM₁

Annual average of PM₁

The annual average of PM₁ at Dhulikhel station was found to be 25.32 µg/m³. Histogram of hourly average PM₁ is shown in the figure below.

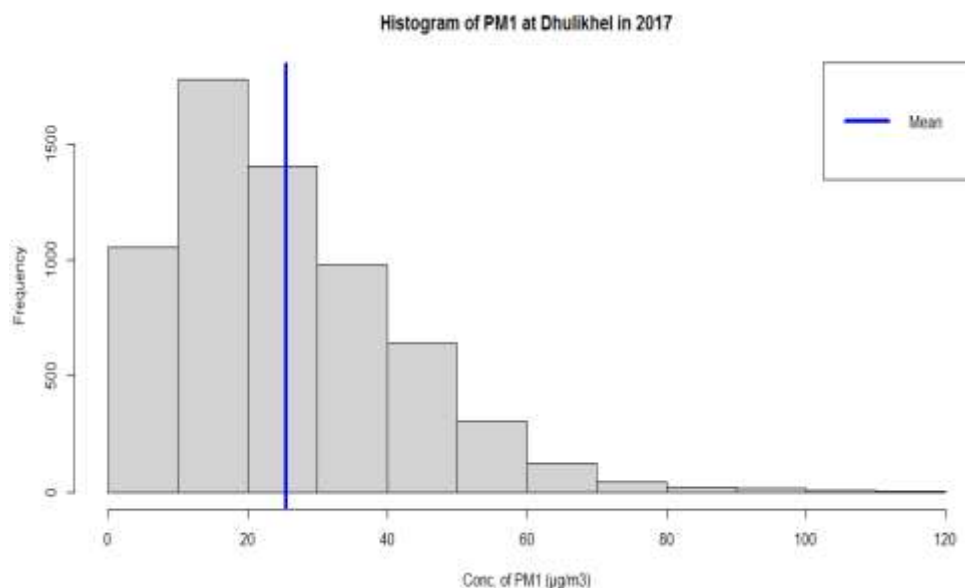


Figure 24 : Histogram of PM₁

Daily average of PM₁:

Daily average concentration of PM₁ was high during April and was found low during June.

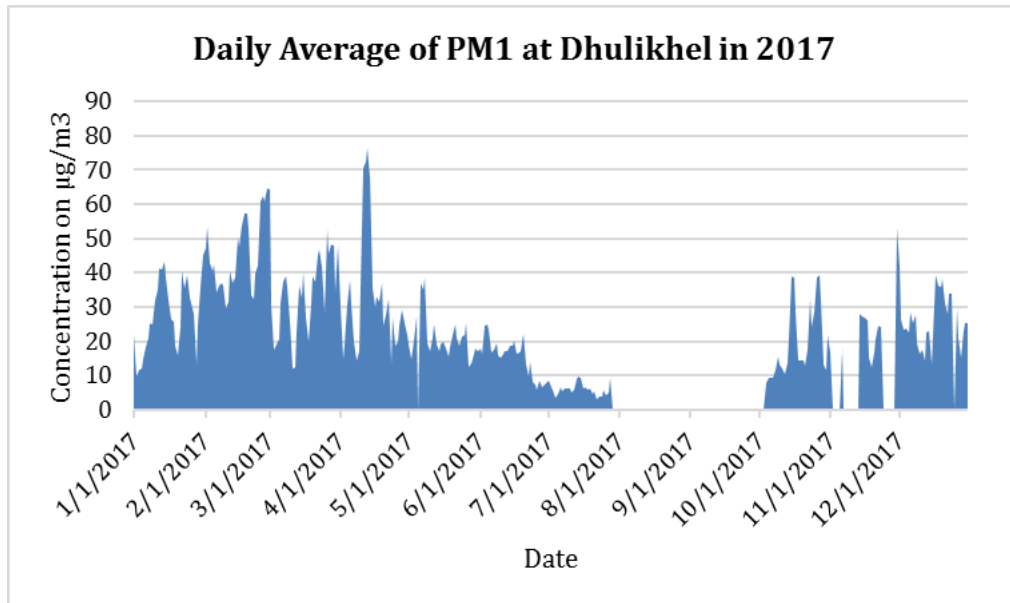


Figure 25: Daily average of PM₁

Monthly average of PM₁

The highest and the lowest concentration of PM₁ was found during February and July respectively. The mean value for those months were found to be 45.07 and 6.01 µg/m³ respectively.

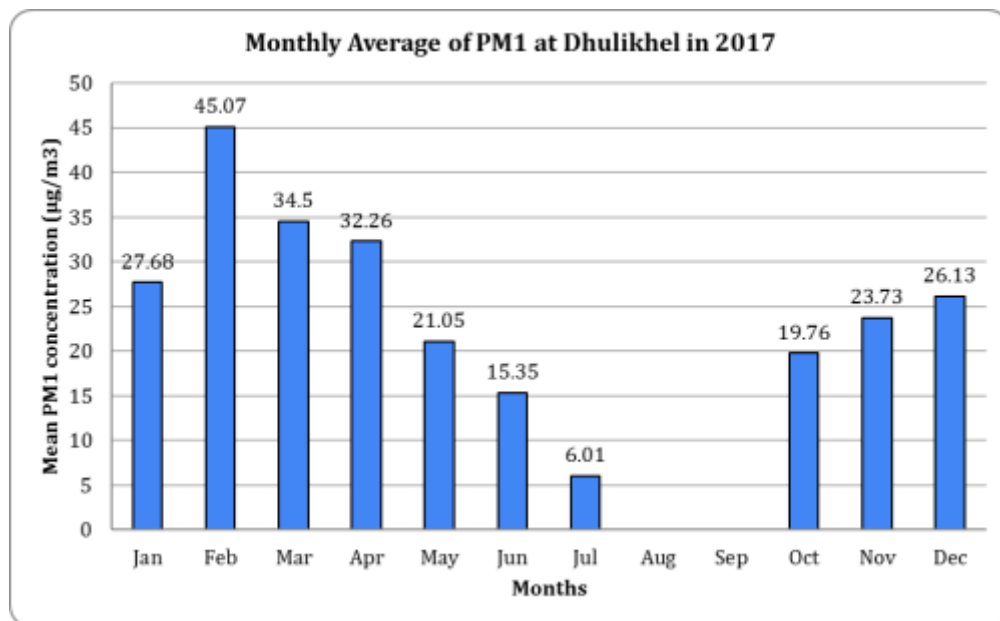


Figure 26: Monthly Average of PM₁

Monthly Variation of PM₁

Variation in concentration of PM_{10} was found more during January, February and March whereas low during July.

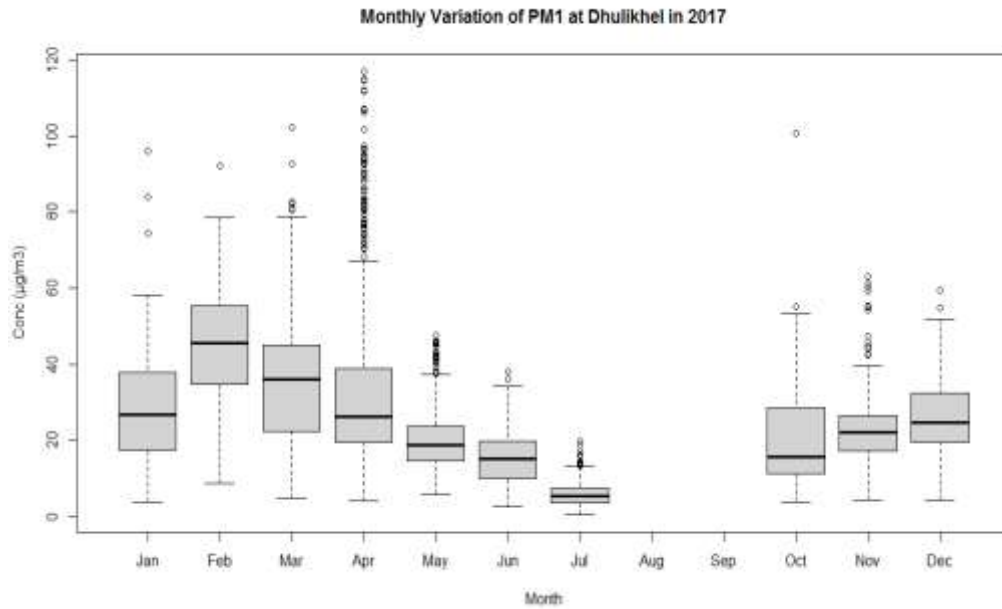


Figure 27: Monthly Variation of PM_{10}

Seasonal variation of PM_{10}

Ambient concentration of average PM_{10} during winter and pre-monsoon can be shown in the figure below. The concentration of PM_{10} was found higher during winter ($32.95 \mu\text{g}/\text{m}^3$) than pre-monsoon season ($29.27 \mu\text{g}/\text{m}^3$).

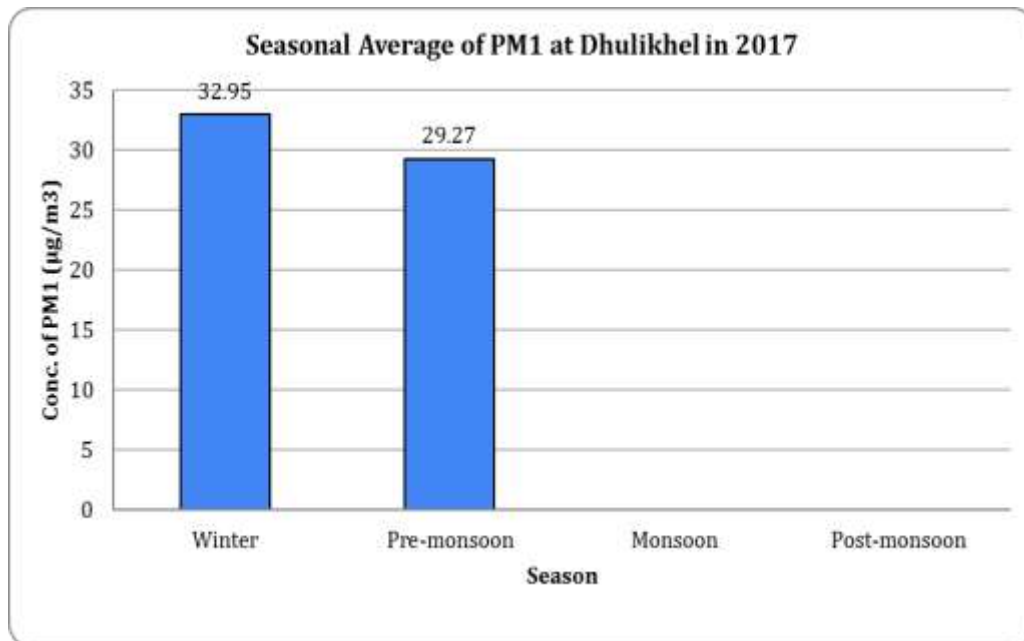


Figure 28: Seasonal variation of PM_{10}

Diurnal variation of average PM₁ concentration

The diurnal variation of average PM₁ concentrations can be shown in the figure below. The variation in PM₁ concentration can be seen similar throughout the day.

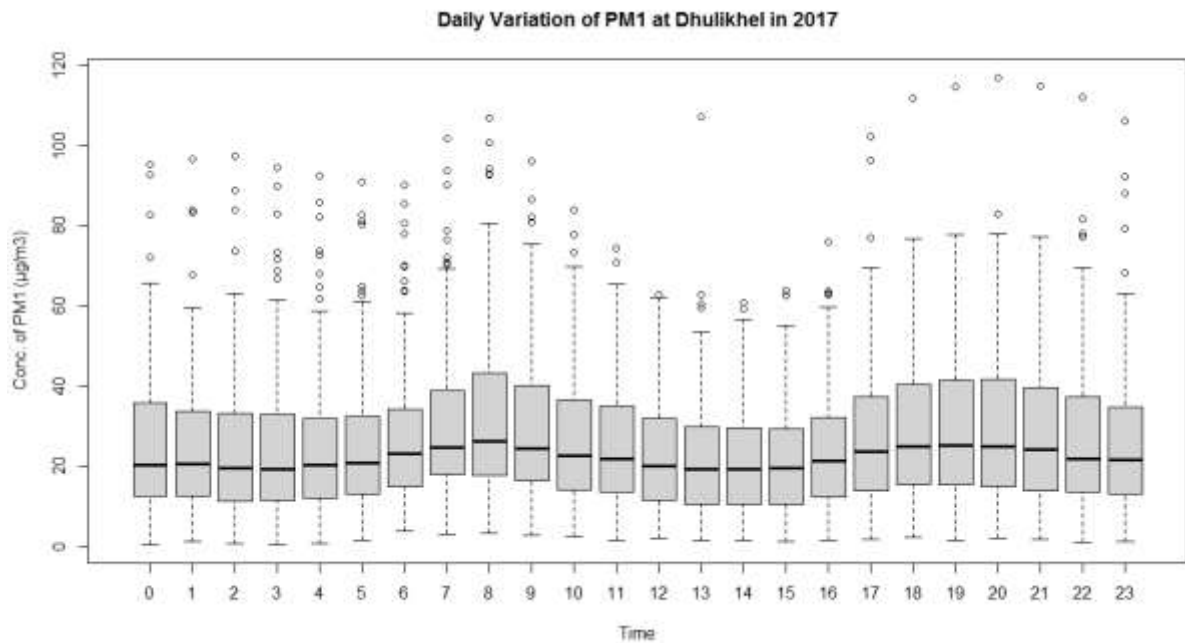


Figure 29: Diurnal variation of PM₁

2.2.3 Temporal Variation of PM_{2.5}

Annual average of PM_{2.5}

The annual average of PM_{2.5} at Dhulikhel station was found to be 31.08 µg/m³. Histogram of hourly average PM_{2.5} is shown in the figure below.

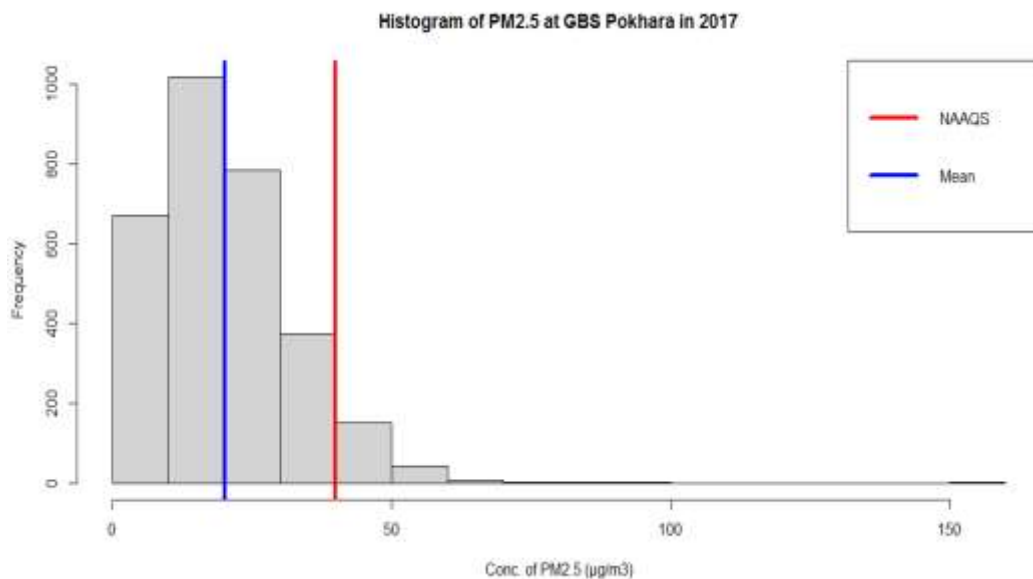


Figure 30 : Histogram of PM_{2.5}

Daily average of PM_{2.5}:

Daily average concentration of PM_{2.5} was high during February and was found low during July.

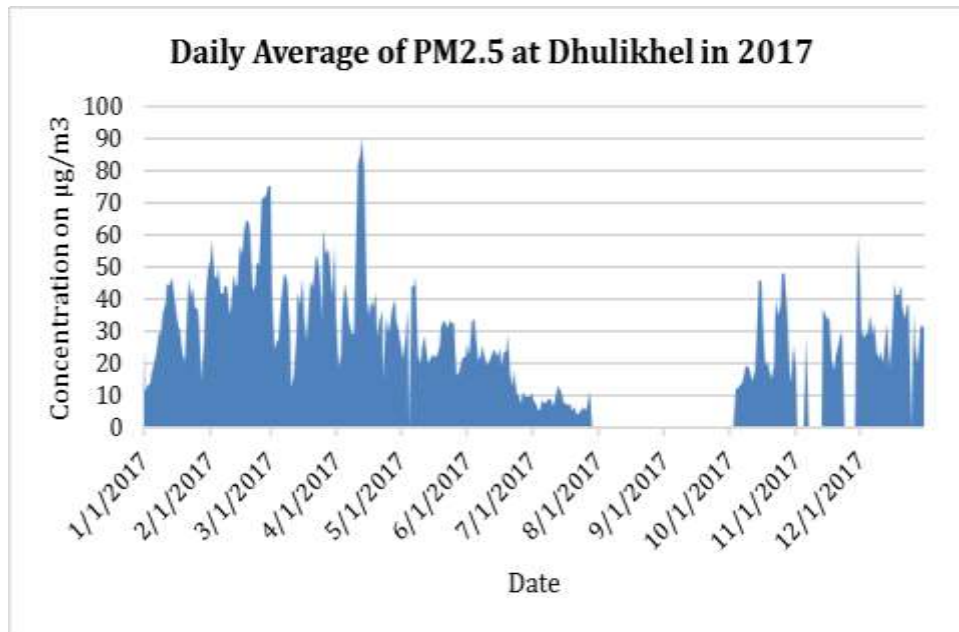


Figure 31: Daily average of PM_{2.5}

Monthly average of PM_{2.5}

The highest and the lowest concentration of PM_{2.5} was found during February and July respectively. The mean value for those months were found to be 52.74 and 7.8 µg/m³ respectively.

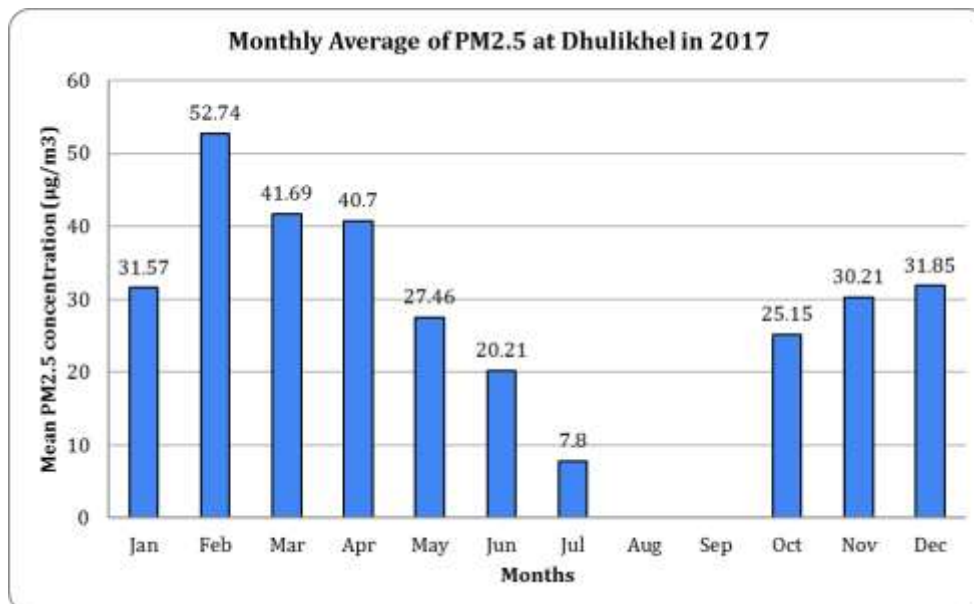


Figure 32: Monthly Average of PM_{2.5}

Monthly Variation of PM_{2.5}

Variation in concentration of PM_{2.5} was found more during January to April whereas low during July.

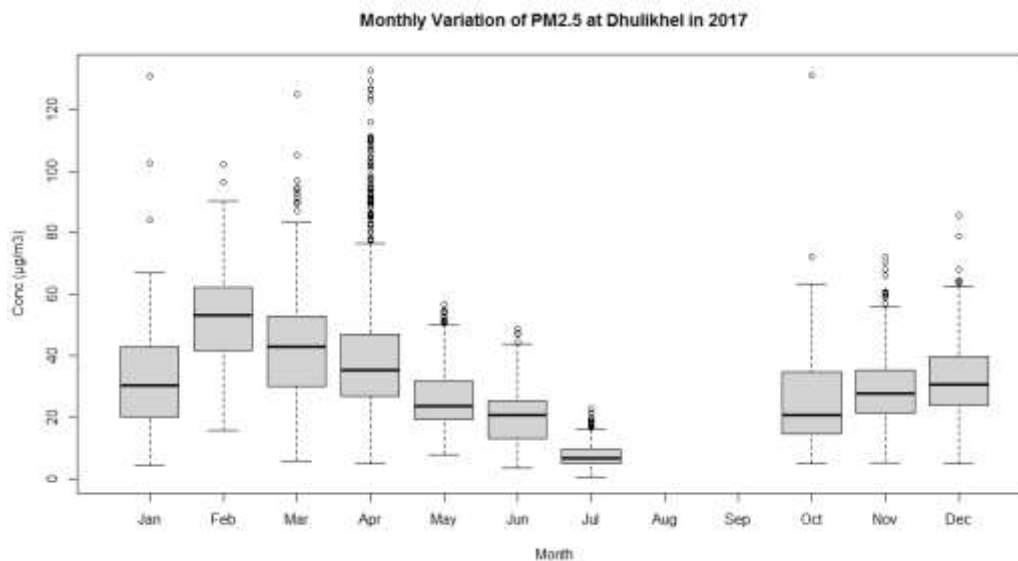


Figure 33: Monthly Variation of PM_{2.5}

Seasonal variation of average PM_{2.5} concentration

Ambient concentration of average PM_{2.5} during winter and pre-monsoon can be shown in the Error! Reference source not found. below. The concentration of PM_{2.5} was found higher during winter (38.26 µg/m³) than pre-monsoon season (36.62 µg/m³). Error! Reference source not found.

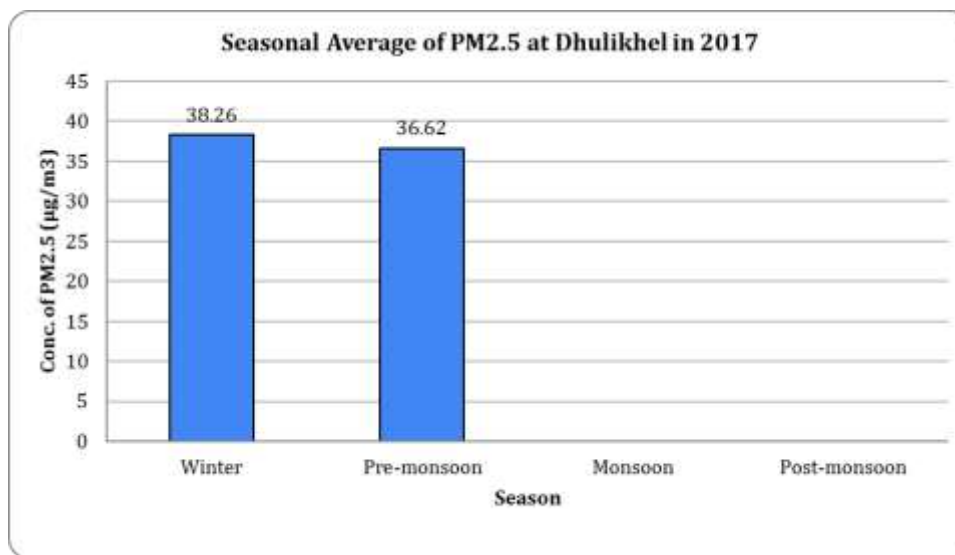


Figure 34: Seasonal variation of PM_{2.5}

Diurnal variation of average PM_{2.5} concentration

The diurnal variation of average PM_{2.5} concentrations was almost similar throughout the day as shown in the figure below.

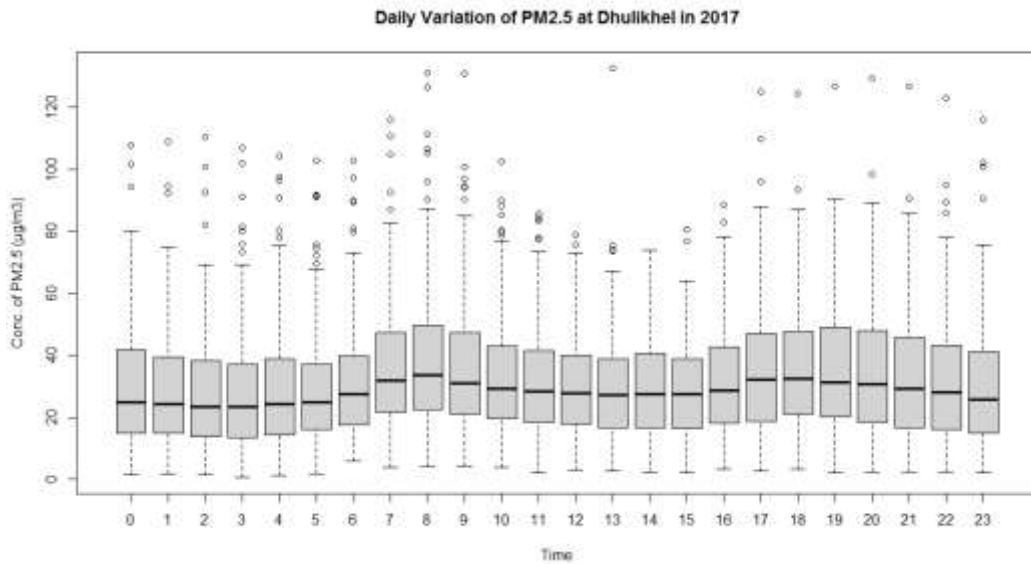


Figure 35: Diurnal variation of PM_{2.5}

Compliance status of PM_{2.5}

The total days of PM_{2.5} monitored in the year 2017 counts 279, of which 74 days exceeded the NAAQS guideline as shown in figure below.

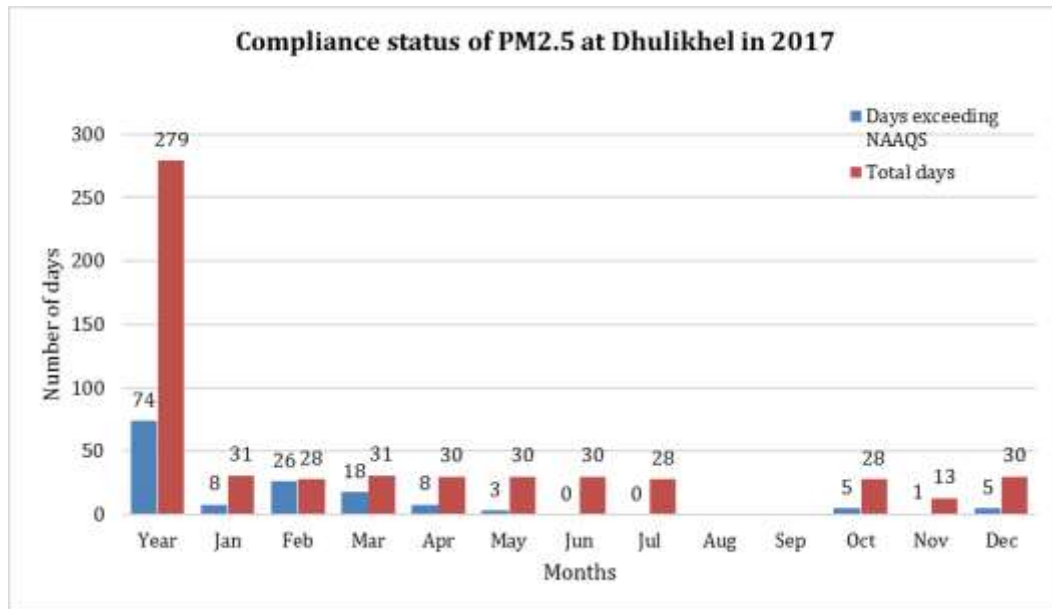


Figure 36: Compliance status of PM_{2.5}

2.2.4 Temporal variation of PM10

Annual average of PM10

The annual average of PM10 at Dhulikhel station was found to be $55.68 \mu\text{g}/\text{m}^3$. Histogram of hourly average PM10 is shown in the figure below.

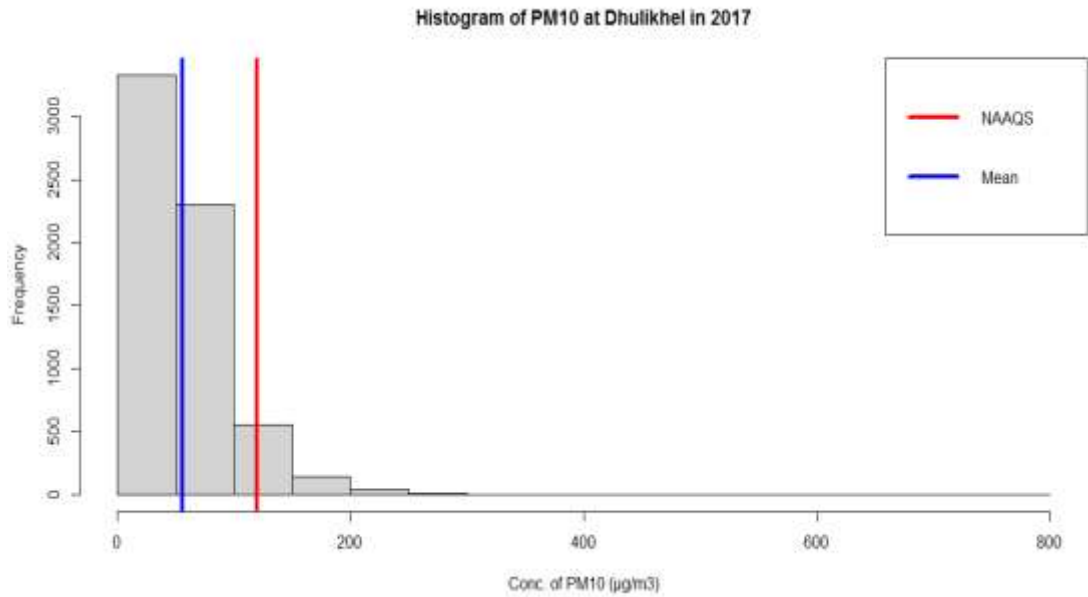


Figure 37 : Histogram for the ambient concentration of PM₁₀.

Daily average of PM10:

Daily average concentration of PM₁₀ was high during April and was found low during July.

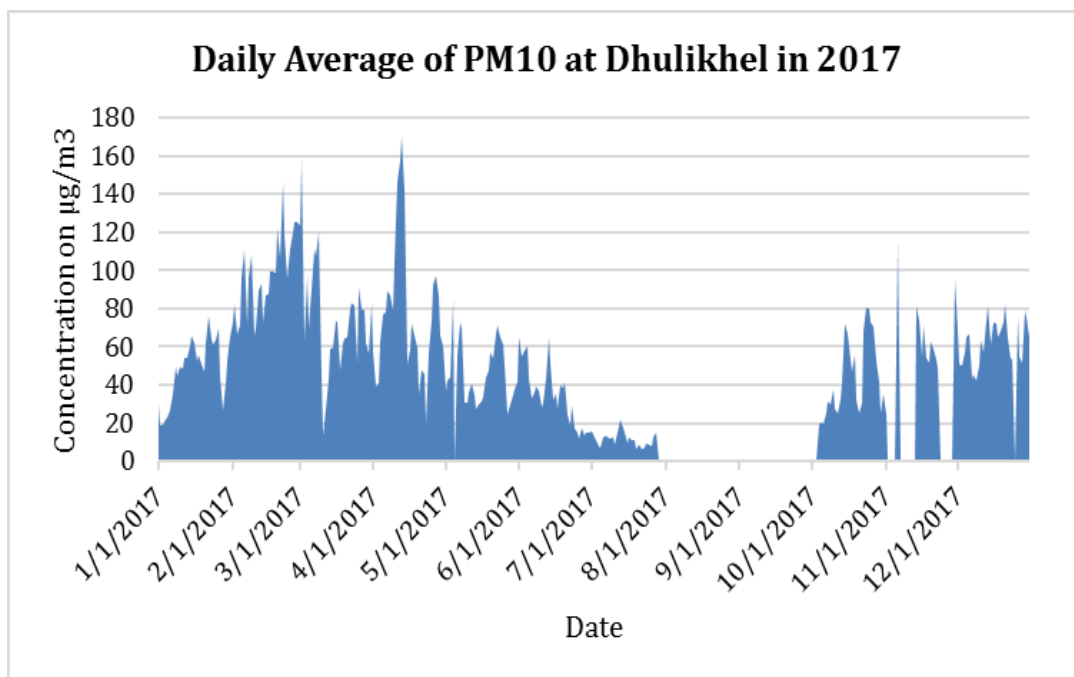


Figure 38: Daily average of PM₁₀

Monthly average of PM10

The highest and the lowest concentration of PM₁₀ was found during February and July respectively. The mean value for those months were found to be 96.69 and 11.69 µg/m³ respectively.

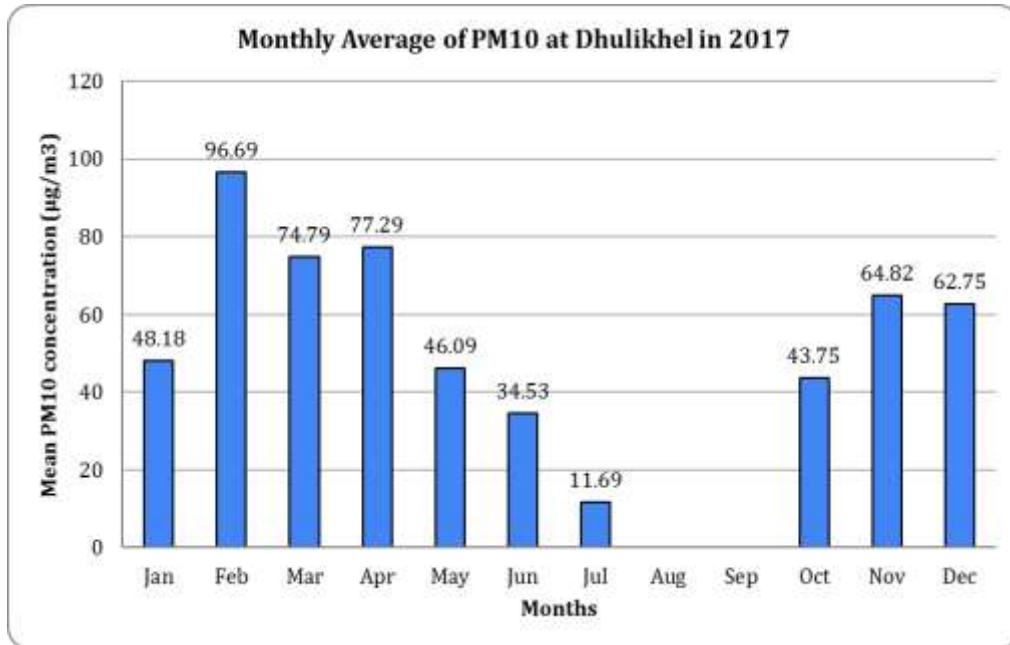


Figure 39: Monthly average of Pm₁₀

Monthly Variation of PM10

Variation in concentration of PM₁₀ was found similar to all the months except June and July.

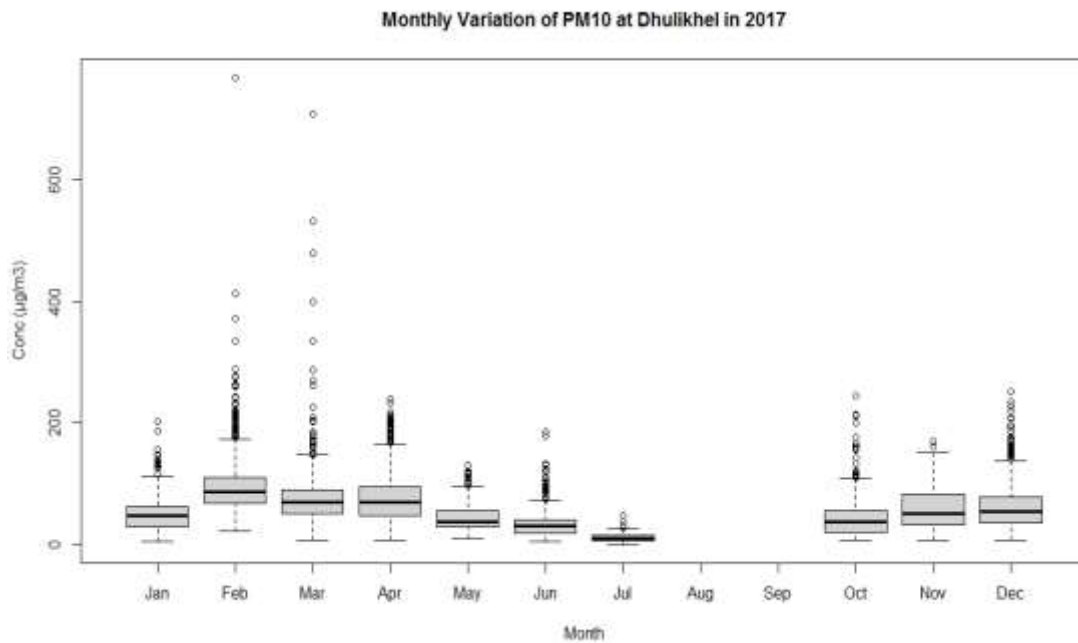


Figure 40: Monthly Variation of PM₁₀

Seasonal variation of average PM10 concentration:

Ambient concentration of average PM₁₀ during winter and pre- monsoon was found almost similar as shown in the figure below.

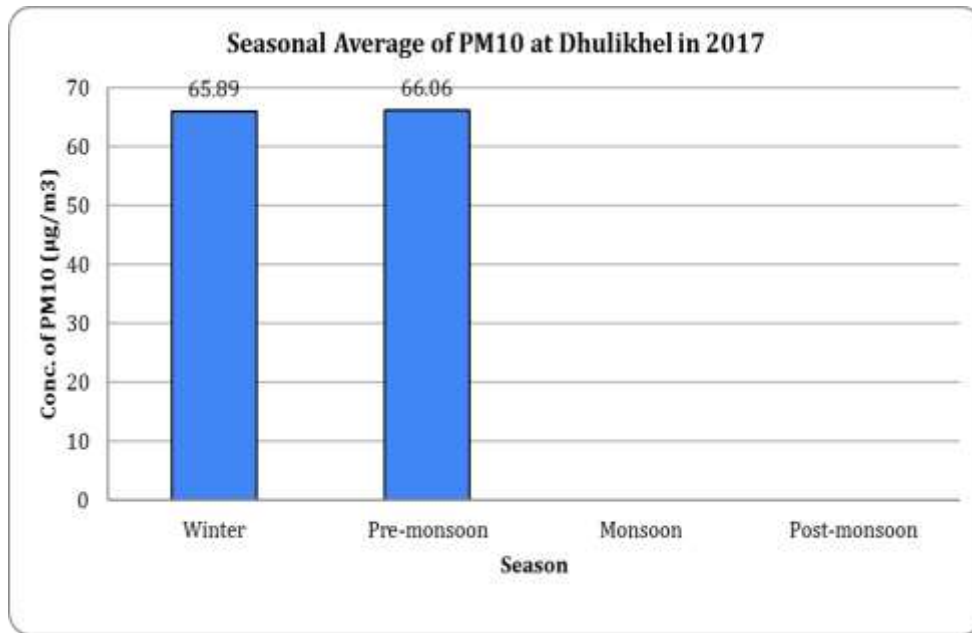


Figure 41: Seasonal variation of PM₁₀.

Diurnal variation of average PM10 concentration

The diurnal variation of average PM₁₀ concentrations can be shown in the figure below. The variation in PM₁₀ concentration was high at around 3-4 pm and low at 2 to 5 am.

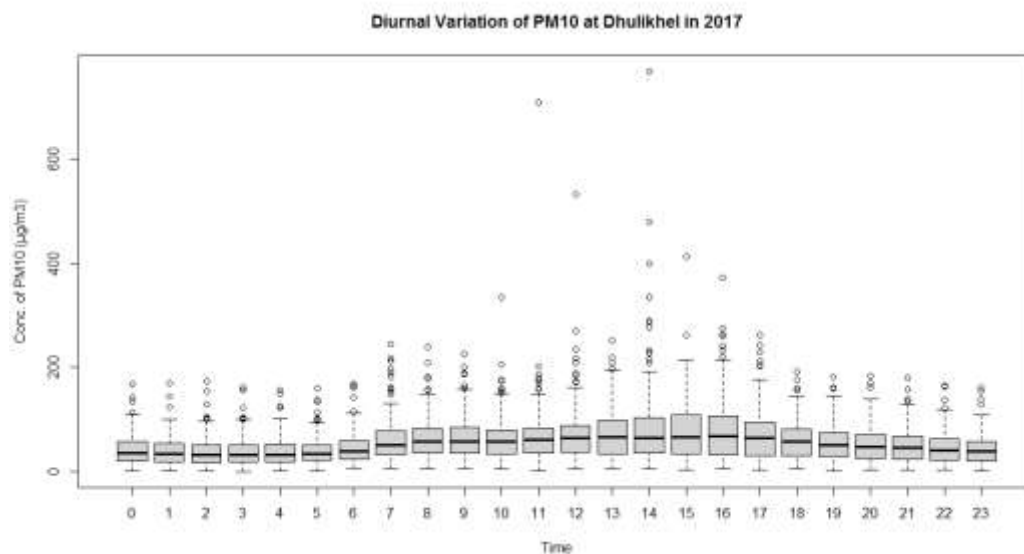


Figure 42: Diurnal variation of PM₁₀ concentration

Compliance status of PM10

The total days of PM₁₀ monitored in the year 2017 counts 279 of which 10 days exceed the NAAQS guideline as shown in figure below.

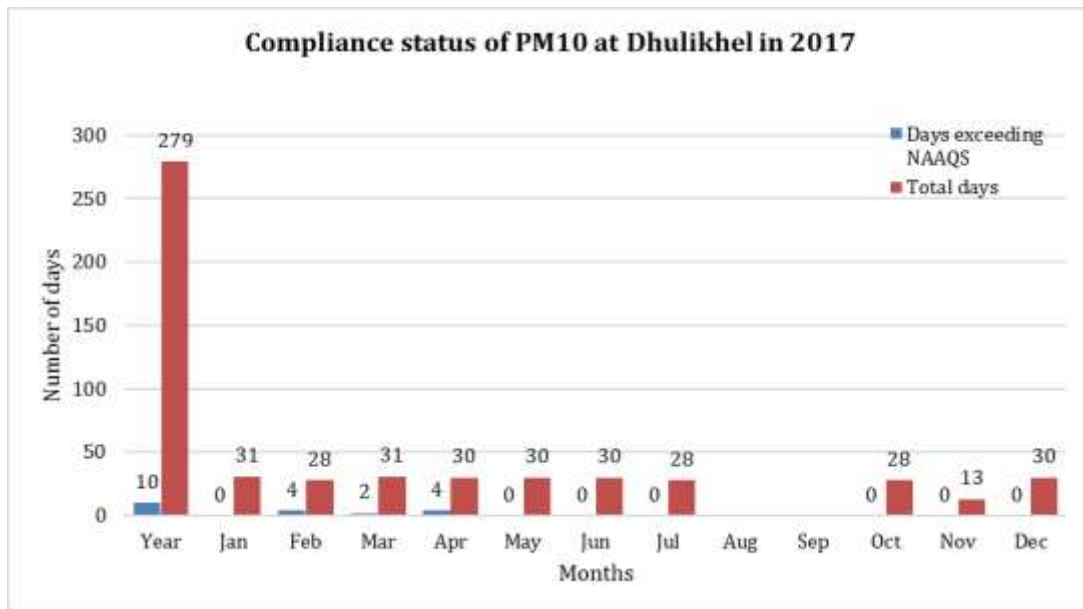


Figure 43: Compliance status of PM₁₀

2.2.5 Temporal Variation of TSP

Annual average of TSP

The annual average of TSP at Dhulikhel station was found to be 131.71 µg/m³. Histogram of hourly average TSP is shown in the figure below.

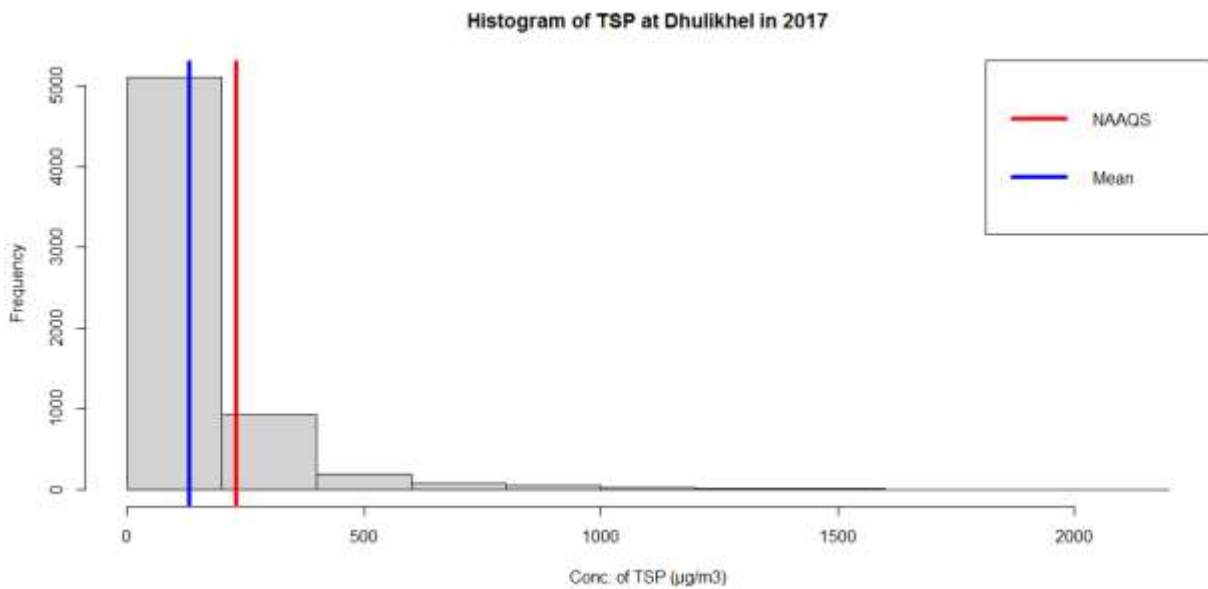


Figure 44 : Histogram for the ambient concentration of TSP

Daily average of TSP:

Daily average concentration of TSP was high during February and was found low during July.

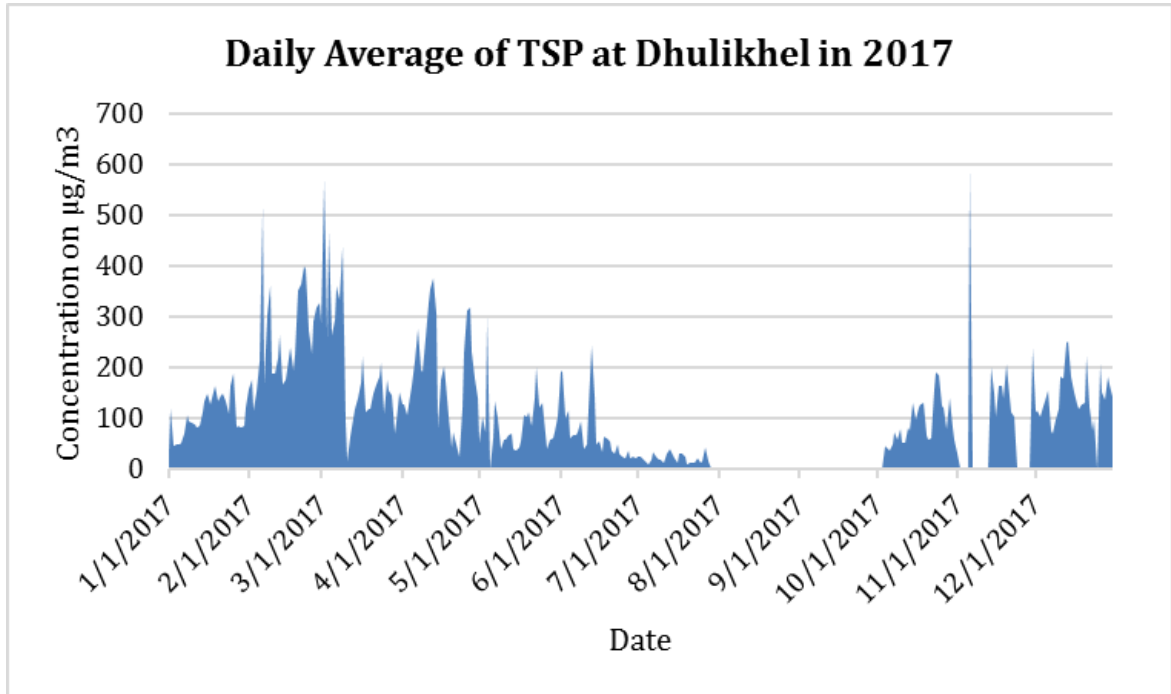


Figure 45: Daily average of TSP

Monthly average of TSP

The highest and the lowest concentration of TSP was found during February and July respectively. The mean value for those months were found to be 255.49 and 20.85 µg/m³ respectively.

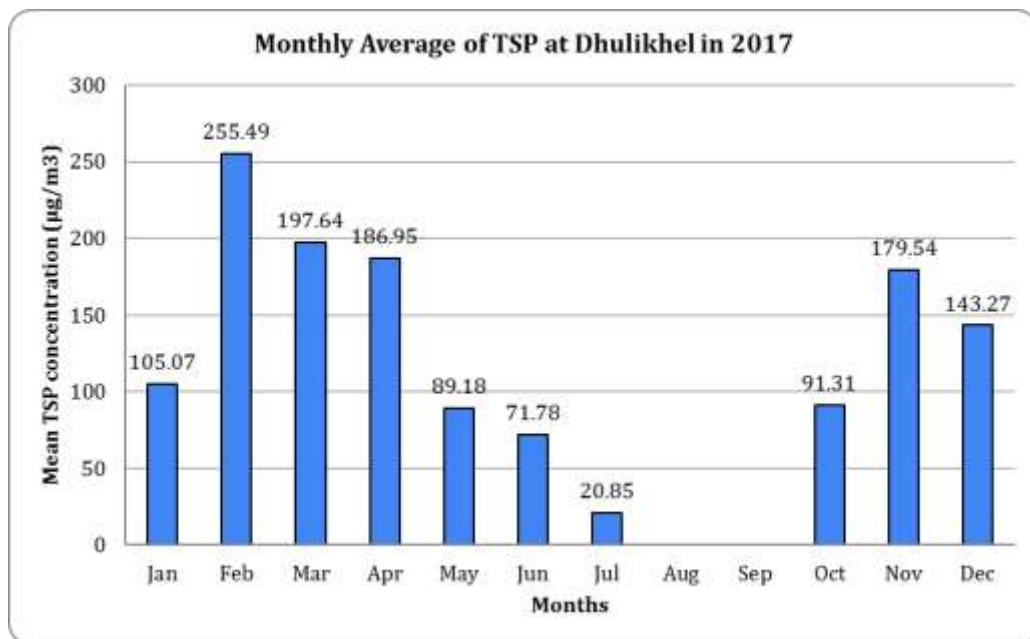


Figure 46: Monthly Average of TSP

Monthly Variation of TSP

Variation in concentration of TSP was found more during February and low during July.

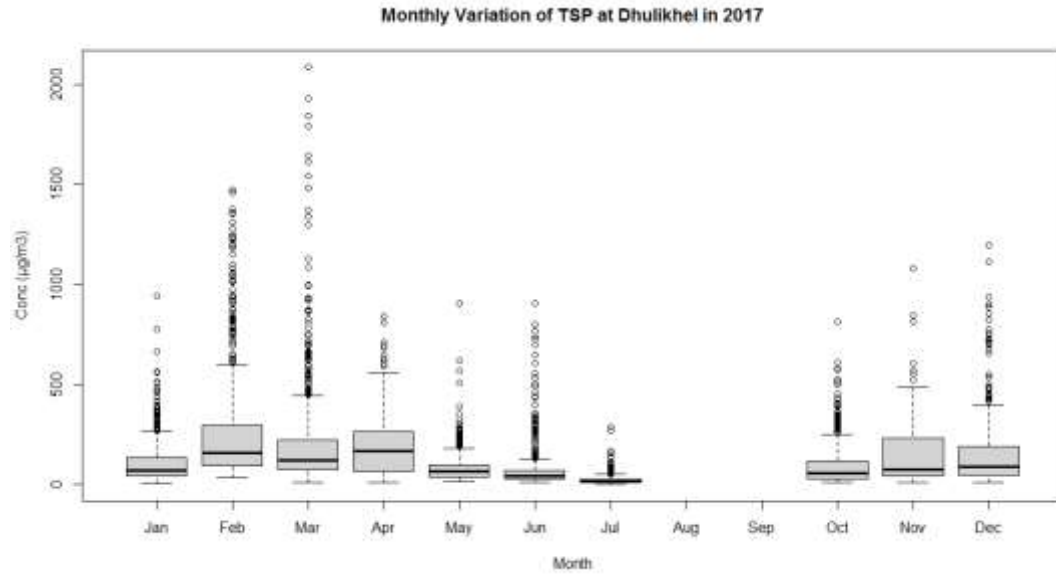


Figure 47: Monthly Variation of TSP.

Seasonal variation of average TSP concentration

Ambient concentration of average TSP during winter and pre-monsoon was almost similar as shown in the figure below.

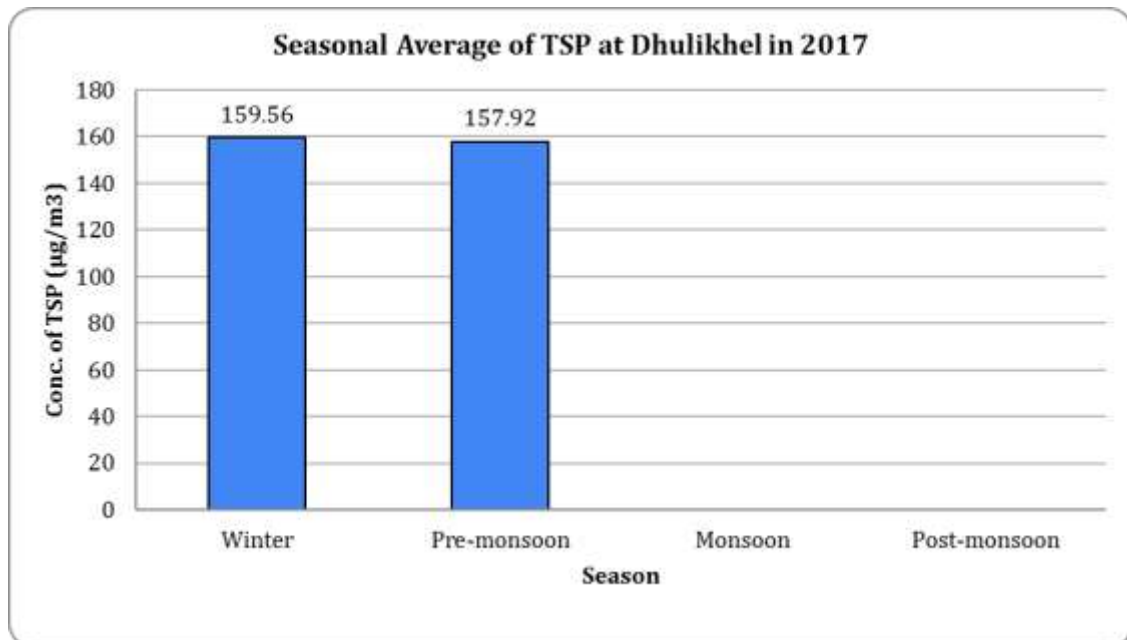


Figure 48: Seasonal variation of TSP

Diurnal variation of average TSP concentration

The diurnal variation of average TSP concentrations can be shown in the figure below. The variation in TSP concentration was high at around 1-4 pm and low at 12 to 4 am.

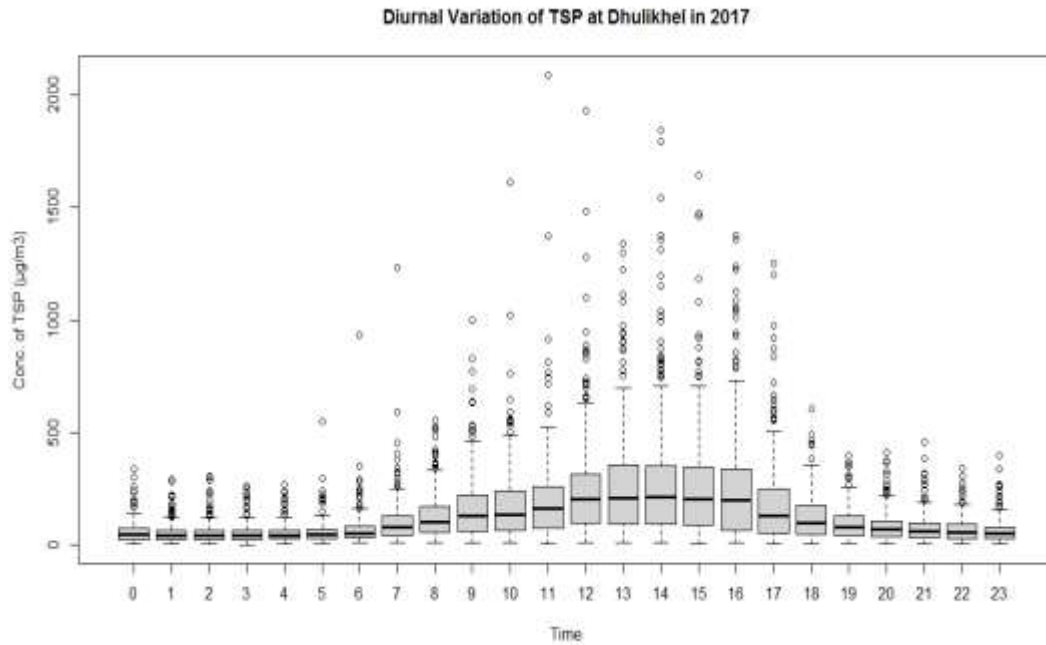


Figure 49: Diurnal Variation of TSP

Compliance status of TSP

The total days of TSP monitored in the year 2017 counts 279 of which 37 days exceed the NAAQS guideline as shown in figure below.

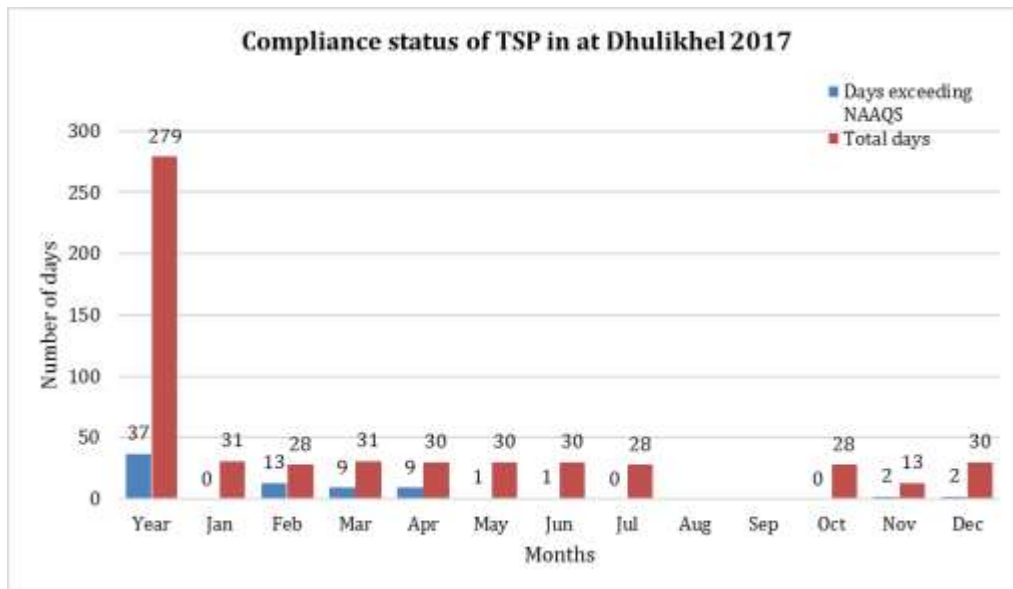


Figure 50: Compliance status of TSP

2.3 Air Quality Status, 2018

2.3.1 Annual average of PM₁, PM_{2.5}, PM₁₀ and TSP

The annual average of PM₁, PM_{2.5}, PM₁₀ and TSP of the Dhulikhel monitoring station was calculated as shown in figure below.

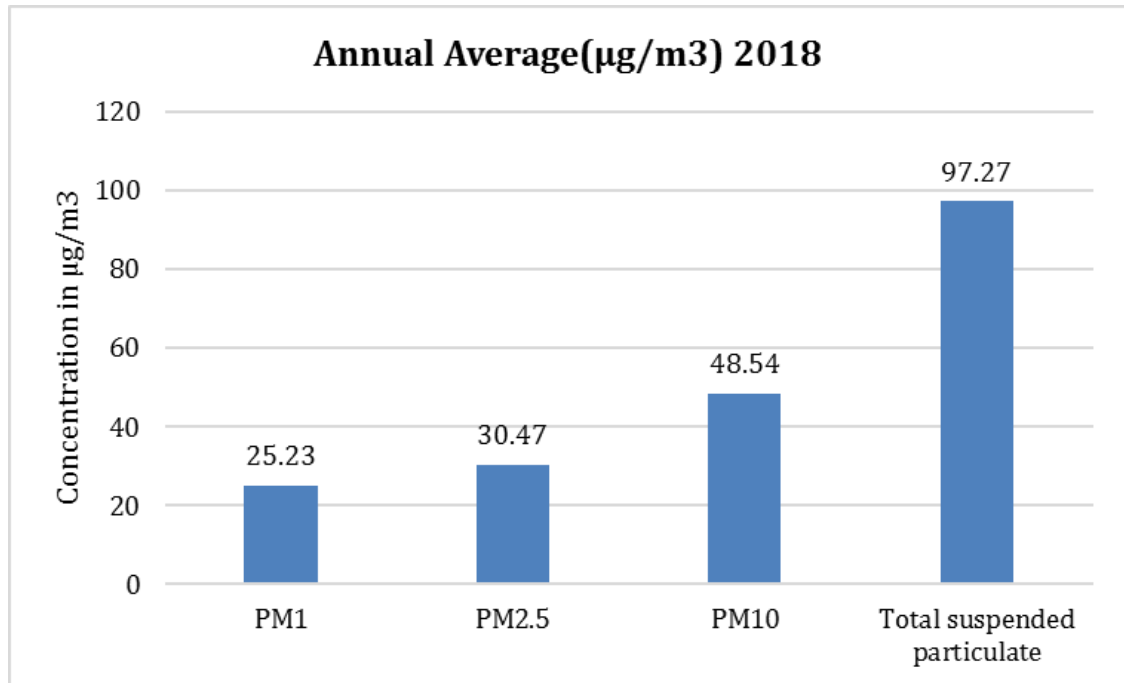


Figure 51: Annual average of PM₁, PM_{2.5}, PM₁₀ and TSP in 2018

2.3.2 Temporal Variation of PM₁

Annual average of PM₁

The annual average of PM₁ at Dhulikhel station was found to be 25.23 µg/m³. Histogram of hourly average PM₁ is shown in the figure below.

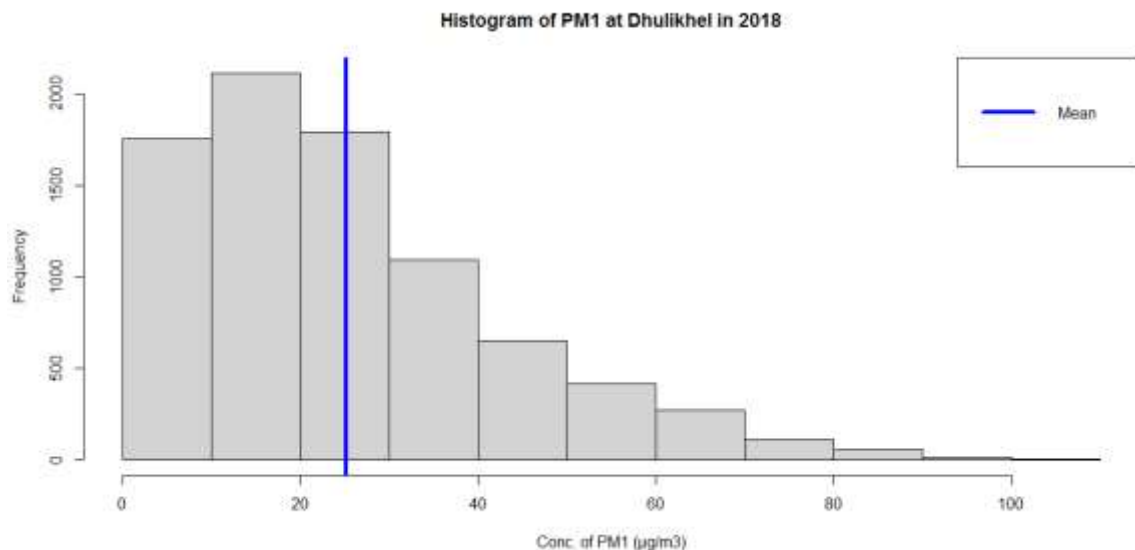


Figure 52 : Histogram of PM₁.

Daily average of PM₁:

Daily average concentration of PM₁ was high during March and was found low during Jun- July.

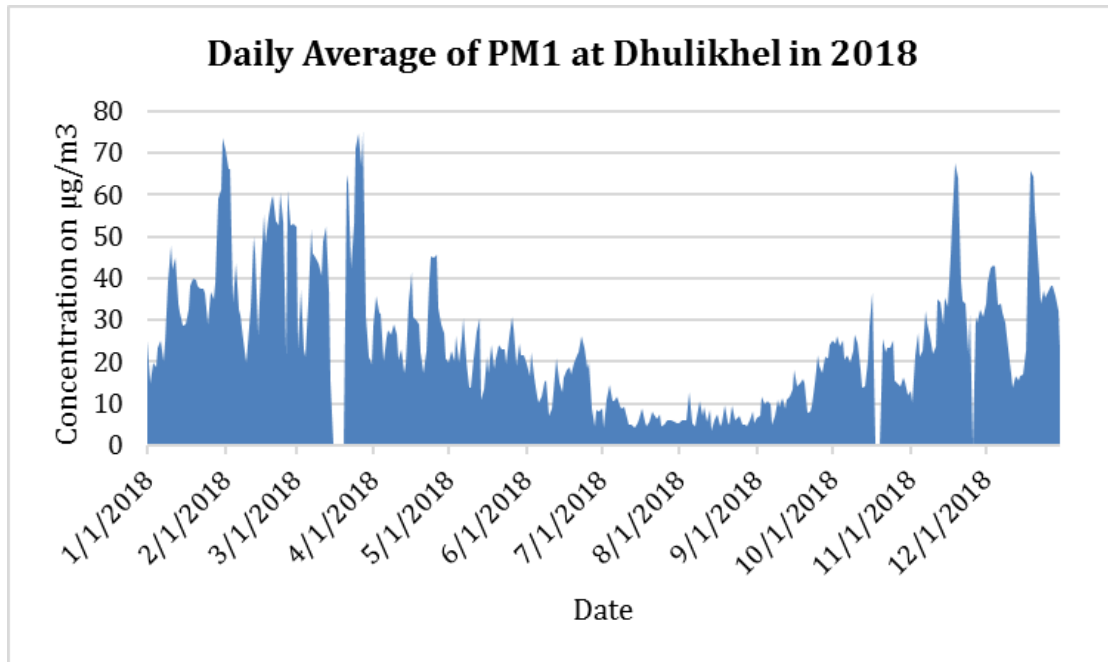


Figure 53: Daily average of PM₁

2.3 Monthly data

Monthly average of PM₁

The highest and the lowest concentration of PM₁ was found during February and August respectively. The mean value for those months were found to be 46.32 and 6.59 µg/m³ respectively.

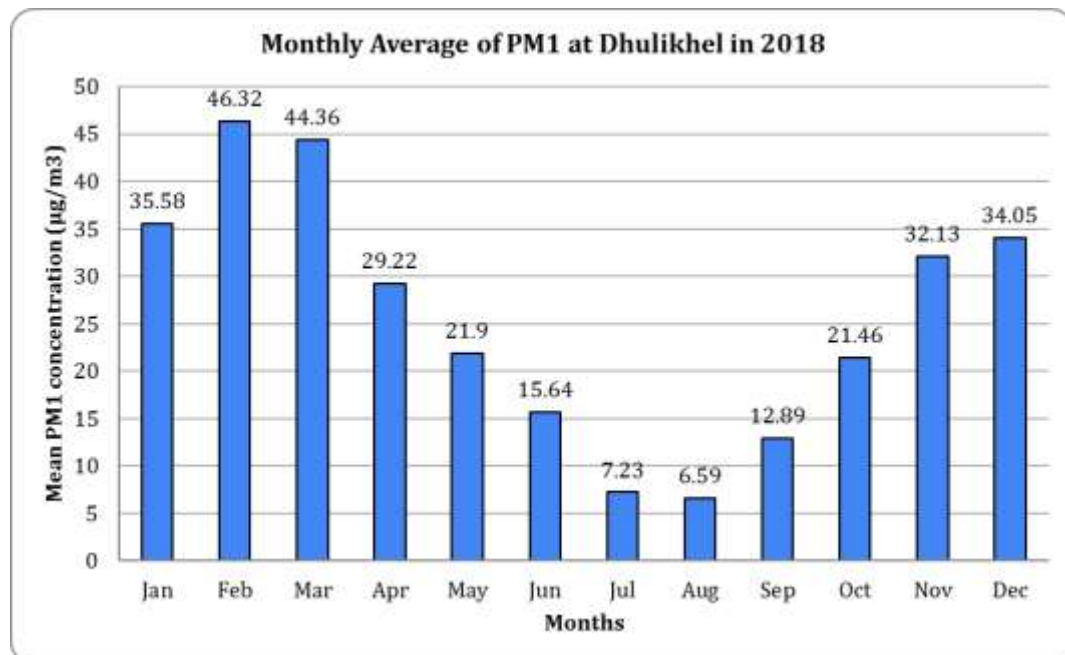


Figure 54: Monthly Average of PM₁

Monthly Variation of PM₁

Variation in concentration of PM₁ was found more during February-March whereas low during July-August.

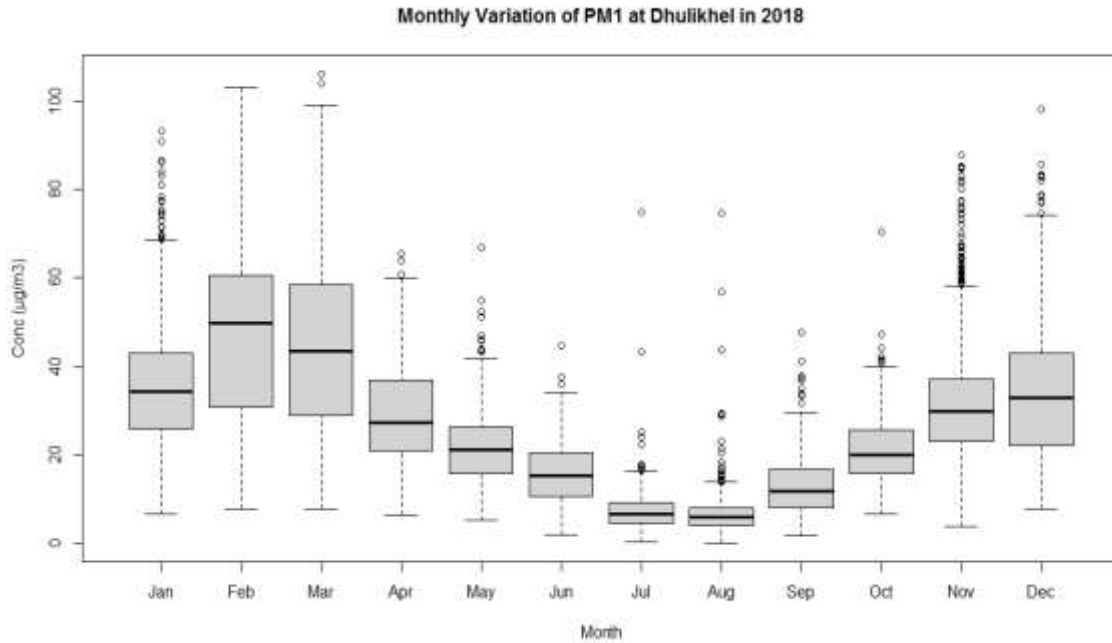


Figure 55: Monthly Variation of PM₁

Seasonal variation of PM₁ concentration

Ambient concentration of average PM₁ during winter, pre- monsoon, monsoon and post monsoon can be shown in the figure below. The concentration of PM₁ was found higher during winter (36.01 µg/m³) than monsoon season (9.82 µg/m³) figure below.

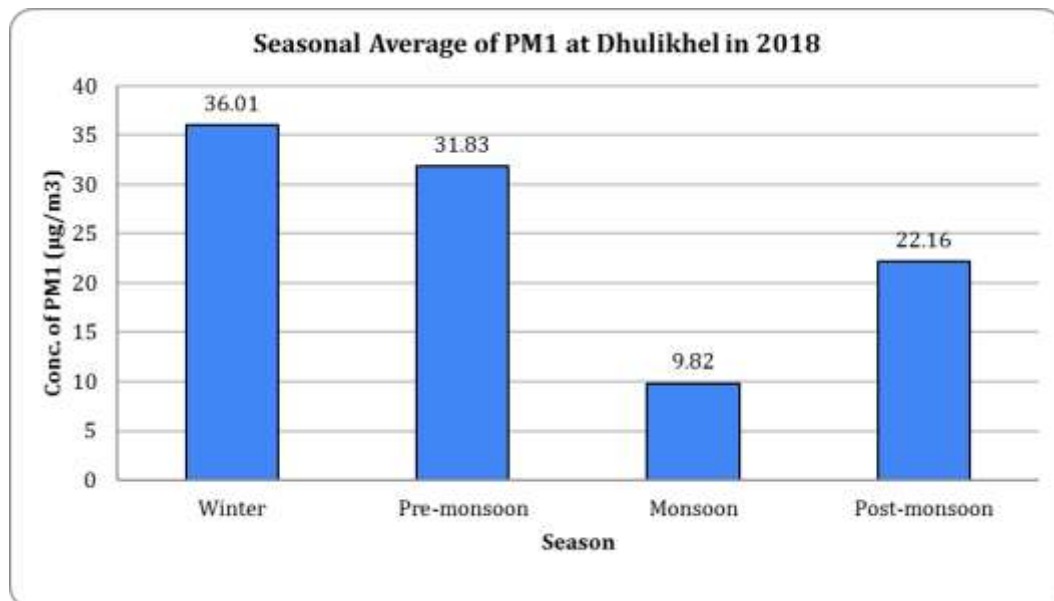


Figure 56: Seasonal variation of PM₁

Diurnal variation of average PM1 concentration

The diurnal variation of average PM1 concentrations can be shown in the figure below which was almost similar throughout the day.

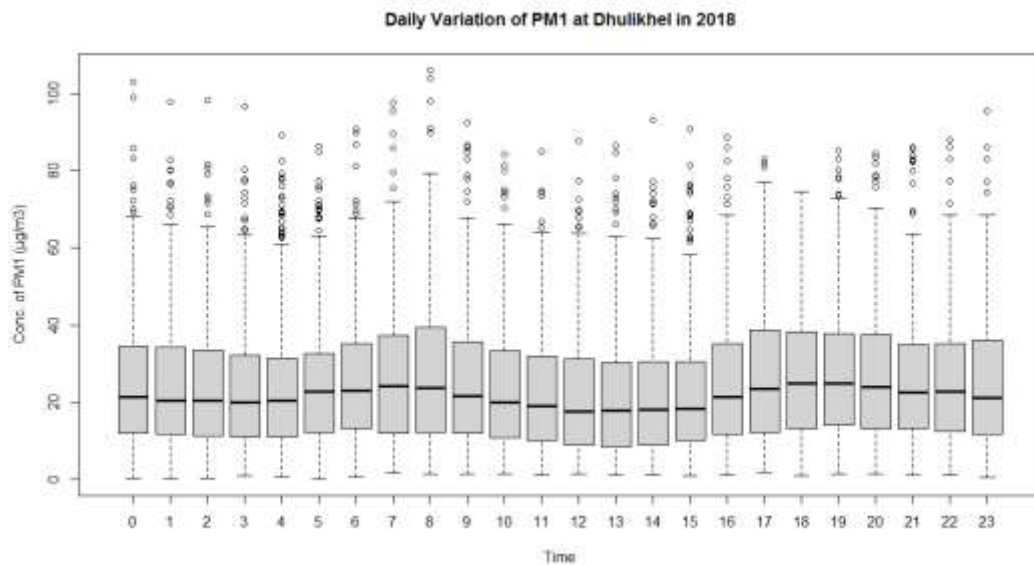


Figure 57: Diurnal variation of PM₁

2.3.3 Temporal Variation of PM2.5

Annual average of PM_{2.5}

The annual average of PM_{2.5} at Dhulikhel station was found to be 30.47 µg/m³. Histogram of hourly average PM_{2.5} is shown in the figure below.

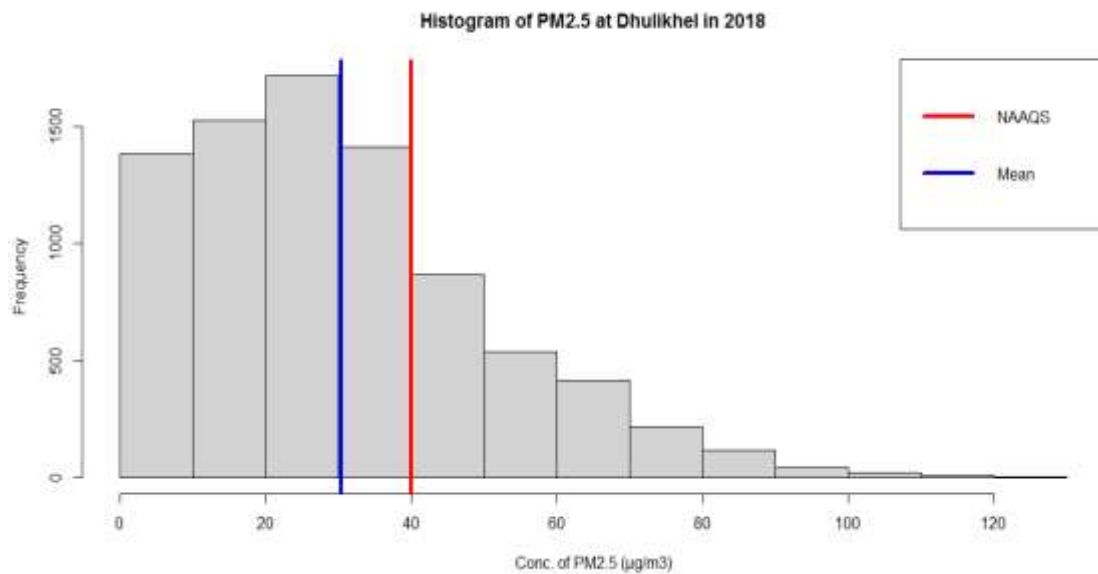


Figure 58 : Histogram of PM_{2.5}

Daily average of PM2.5:

Daily average concentration of PM_{2.5} was high during March and was found low during August.

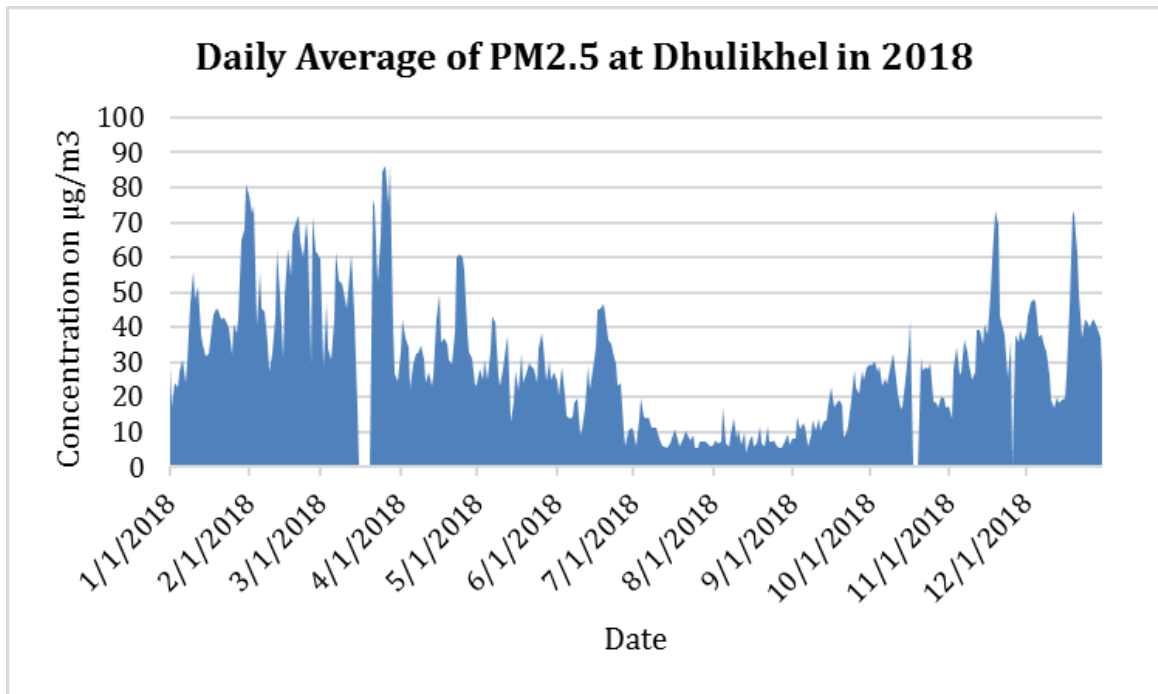


Figure 59: Daily average of PM_{2.5}

Monthly average of PM2.5

The highest and the lowest concentration of PM_{2.5} was found during February and August respectively. The mean value for those months were found to be 53.31 and 7.97 µg/m³ respectively.

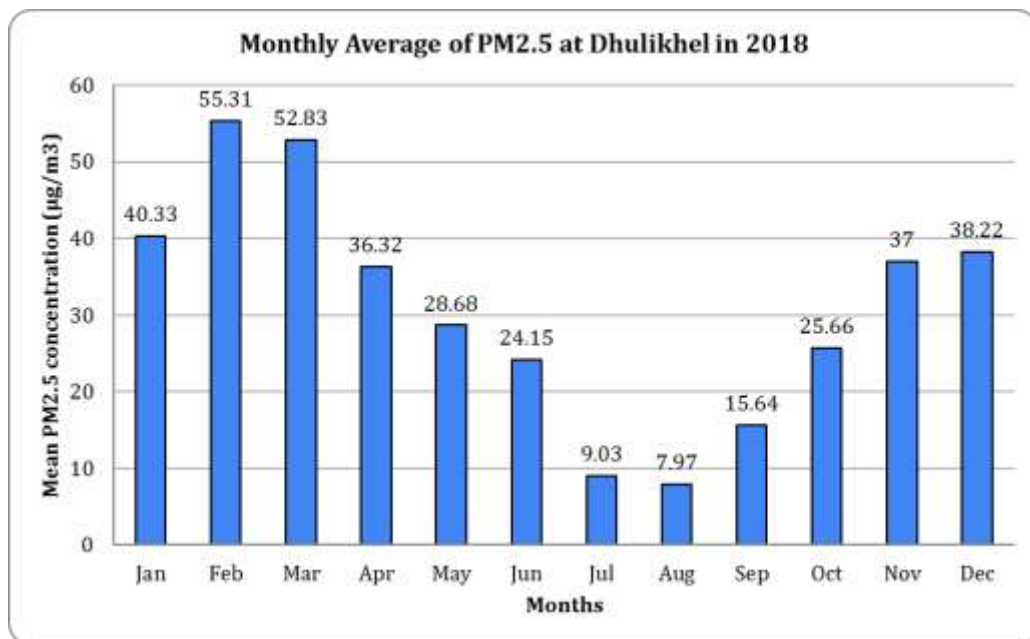


Figure 60: Monthly Average of PM_{2.5}

Monthly Variation of PM_{2.5}

Variation in concentration of PM_{2.5} was found more during March whereas low during August.

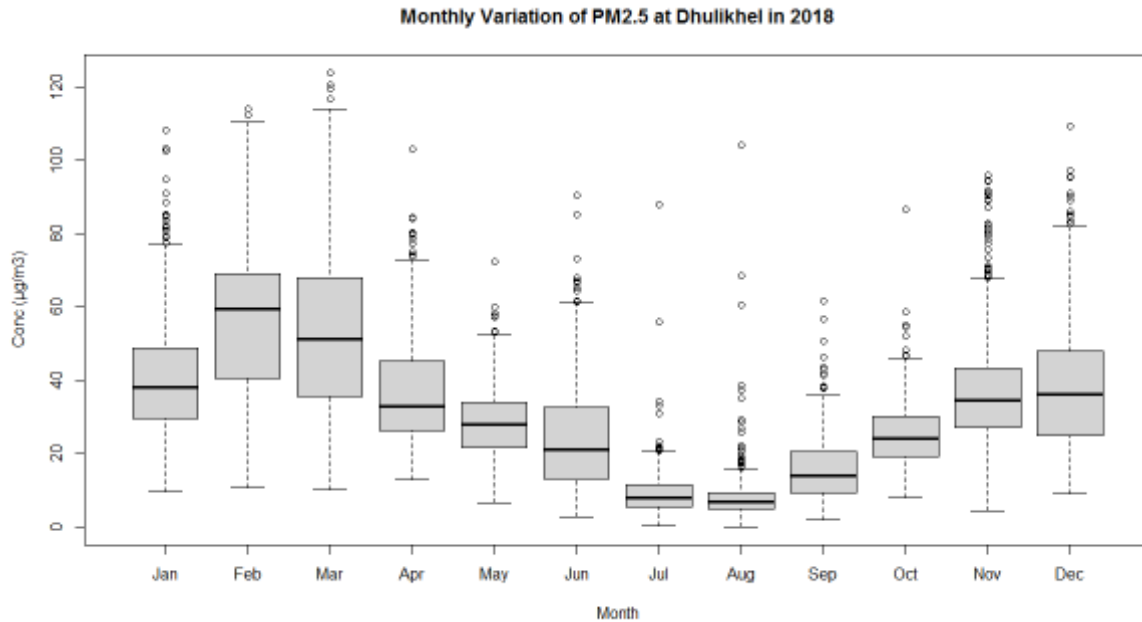


Figure 61: Monthly Variation of PM_{2.5}

Seasonal variation of average PM_{2.5} concentration

Ambient concentration of average PM_{2.5} during winter, pre- monsoon, monsoon and post monsoon can be shown in the figure below. The concentration of PM_{2.5} was found higher during winter (42.5 µg/m³) than monsoon season (13.72 µg/m³).

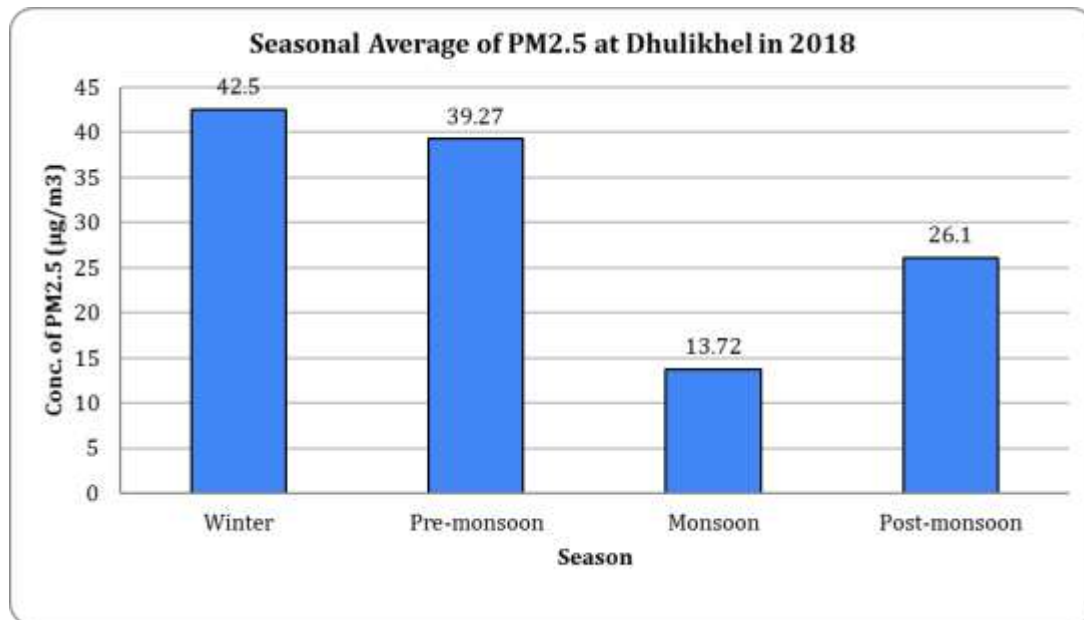


Figure 62: Seasonal variation of PM_{2.5}

Diurnal variation of average PM2.5 concentration

The diurnal variation of average PM_{2.5} concentrations can be shown in the figure *Figure 9* below which seems to be similar throughout the day.

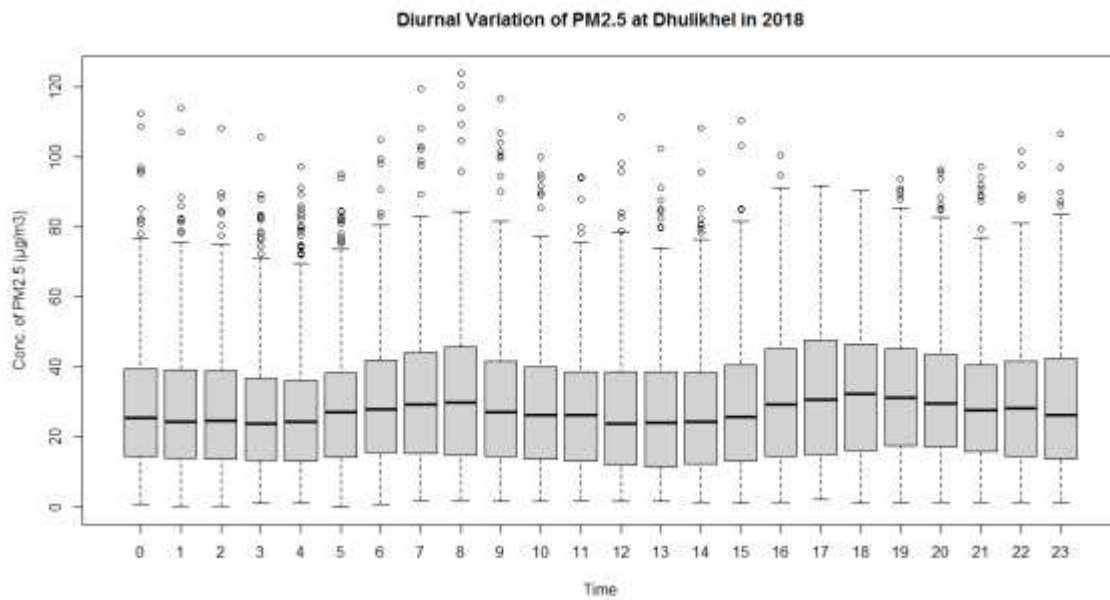


Figure 63: Diurnal variation of PM_{2.5}

Compliance status of PM2.5

The total days of PM_{2.5} monitored in the year 2018 counts 356, of which 91 days exceeded the NAAQS guideline as shown in figure below.

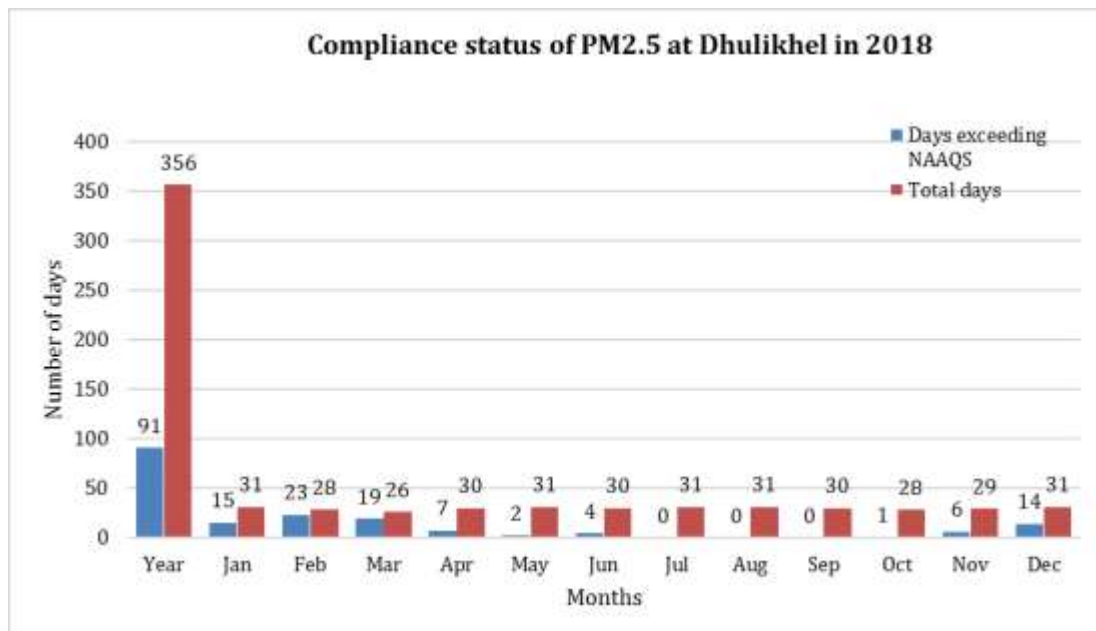


Figure 64: Compliance status of PM_{2.5}

2.3.4 Temporal Variation of PM10

Annual average of PM10

The annual average of PM10 at Dhulikhel station was found to be 48.54 $\mu\text{g}/\text{m}^3$. Histogram of hourly average PM10 is shown in the figure below.

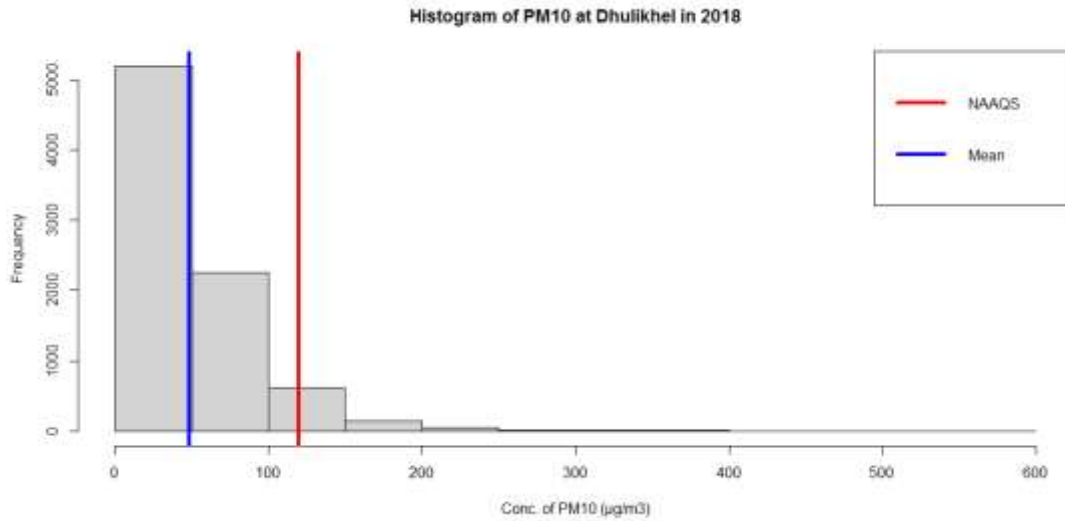


Figure 65 : Histogram for the ambient concentration of PM₁₀.

Daily average of PM10:

Daily average concentration of PM₁₀ was high during February and was found low during July.

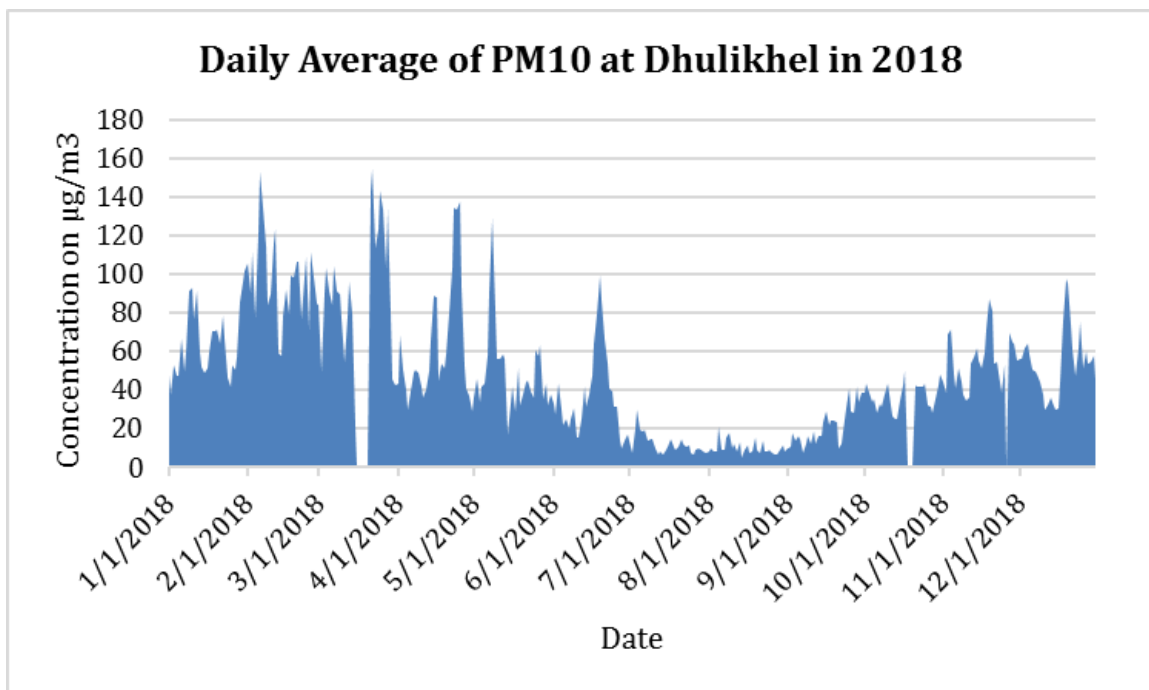


Figure 66: Daily average of PM₁₀

Monthly average of PM10

The highest and the lowest concentration of PM₁₀ was found during February and August respectively. The mean value for those months were found to be 98.24 and 10.07 $\mu\text{g}/\text{m}^3$ respectively.

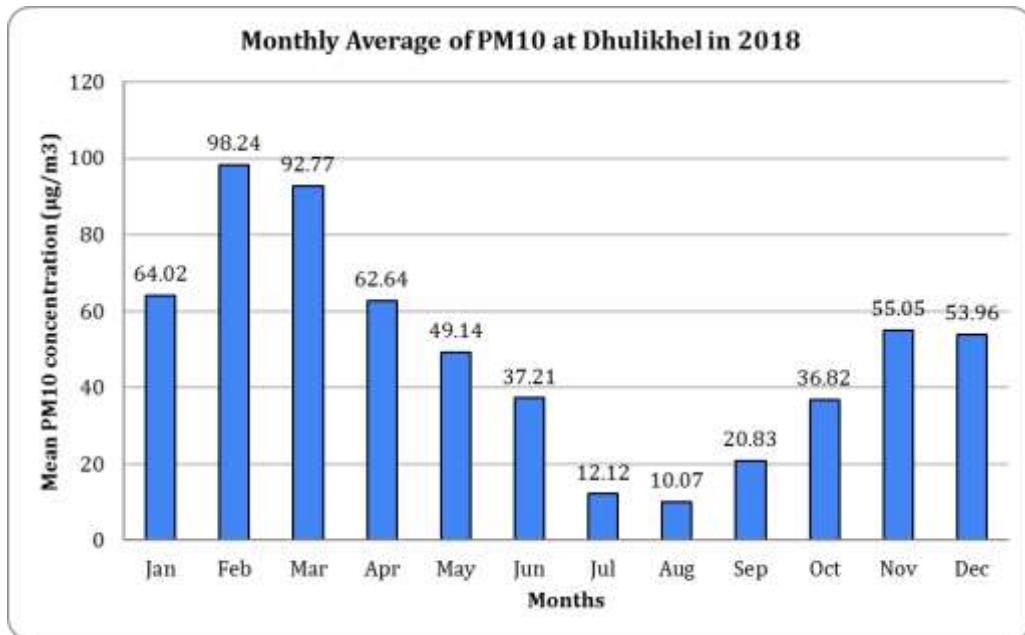


Figure 67: Monthly average of Pm₁₀

Monthly Variation of PM10

Variation in concentration of PM₁₀ was found more during March and low during July-August.

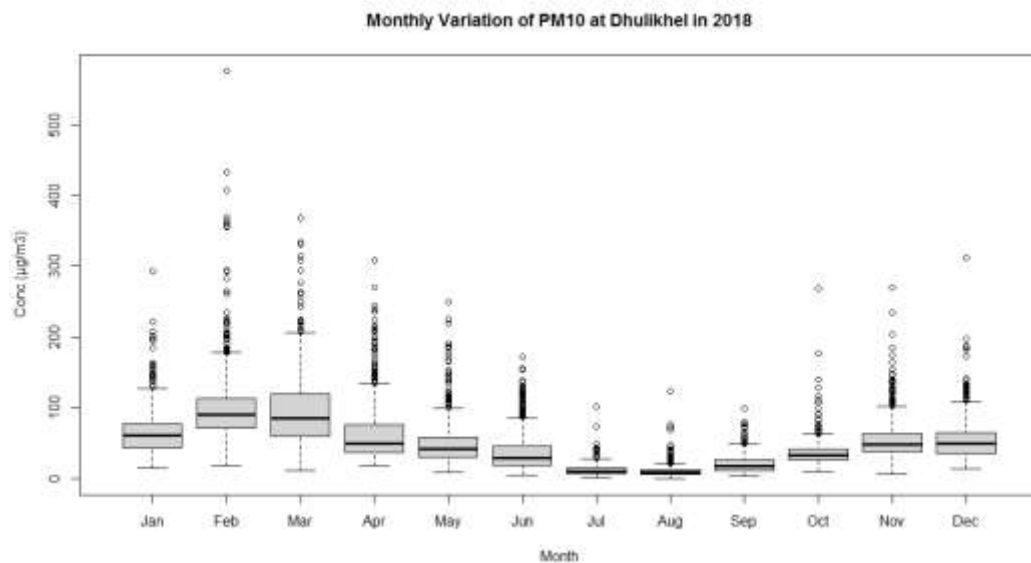


Figure 68: Monthly Variation of PM₁₀

Seasonal variation of average PM₁₀ concentration:

Ambient concentration of average PM₁₀ during winter, pre- monsoon, monsoon and post monsoon can be shown in the figure below. The concentration of PM₁₀ was found higher during winter (75 µg/m³) than monsoon season (19.8 µg/m³) **Error! Reference source not found..**

Figure 69: Seasonal variation of PM₁₀.

Diurnal variation of average PM₁₀ concentration

The diurnal variation of average PM₁₀ concentrations can be shown in the figure below. The variation in PM₁₀ concentration was high at around 3-5 pm and low at 3 am.

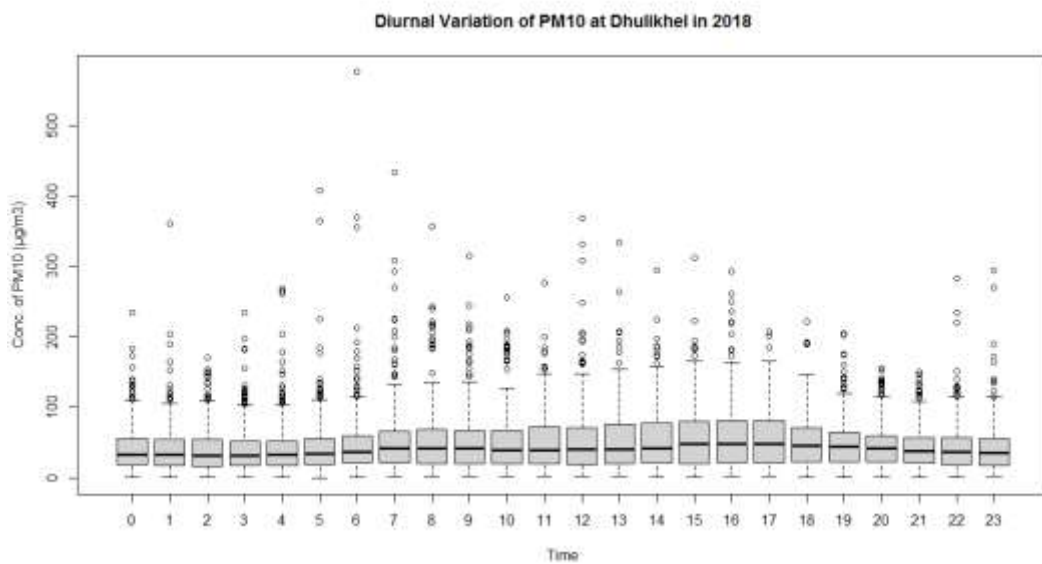


Figure 70: Diurnal variation of PM₁₀ concentration

Compliance status of PM₁₀

The total days of PM₁₀ monitored in the year 2018 counts 356 of which 14 days exceed the NAAQS guideline as shown in figure below.

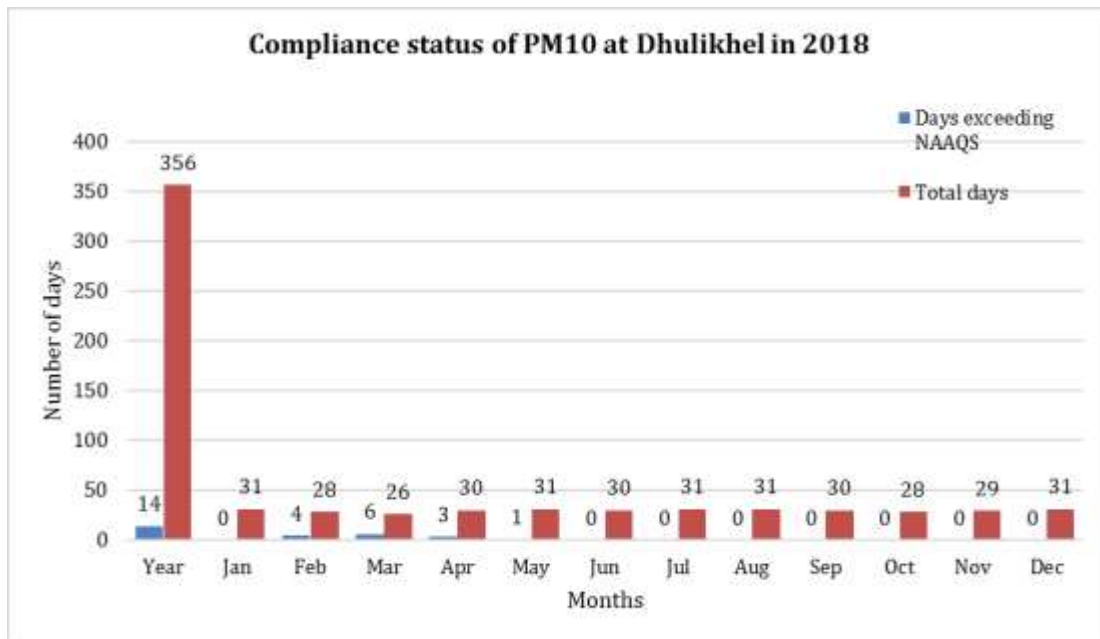


Figure 71: Compliance status of PM₁₀

2.3.5 Temporal Variation of TSP

Annual average of TSP

The annual average of TSP at Dhulikhel station was found to be 97.27 µg/m³. Histogram of hourly average TSP is shown in the figure below.

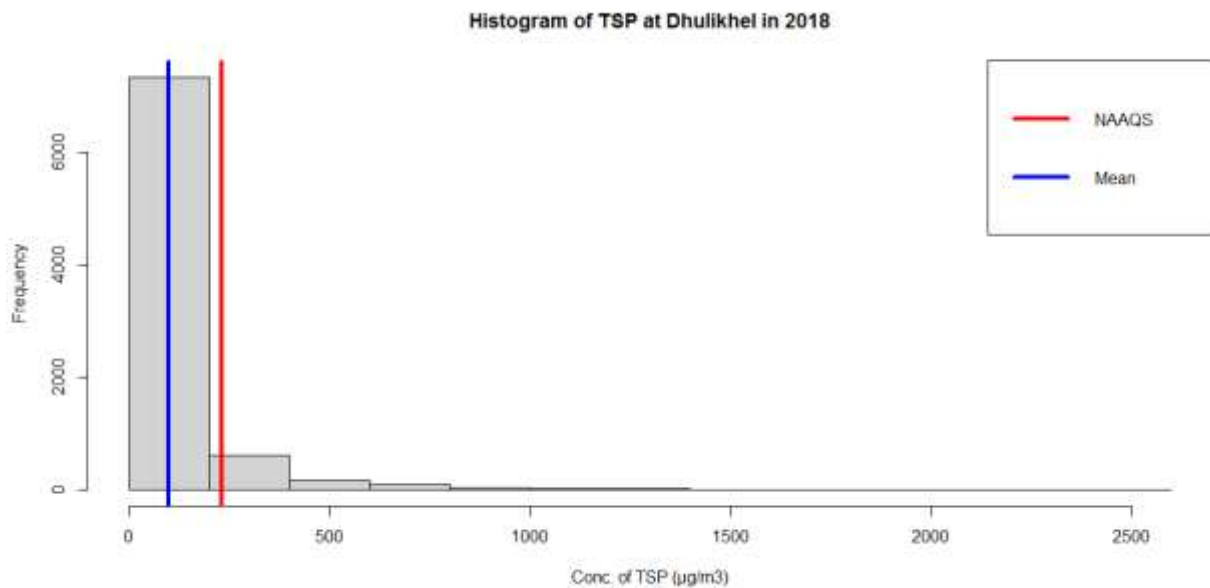


Figure 72 : Histogram for the ambient concentration of TSP

Daily average of TSP:

Daily average concentration of TSP was high during February and was found low during June-July.

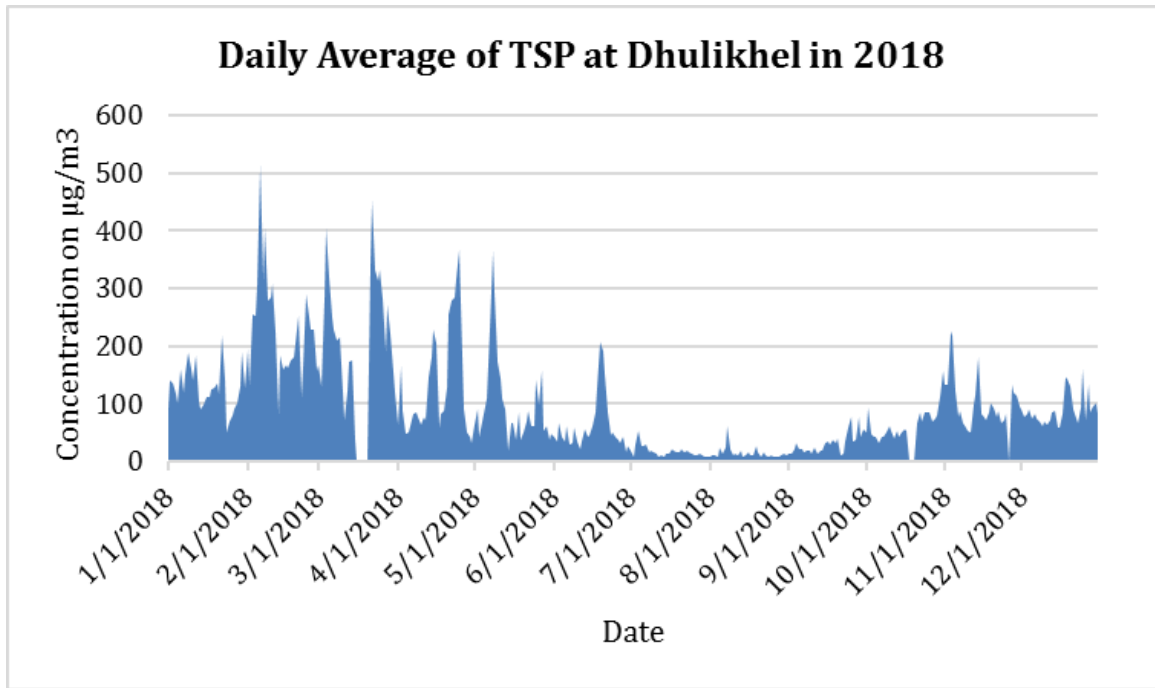


Figure 73: Daily average of TSP

Monthly average of TSP

The highest and the lowest concentration of TSP was found during February and August respectively. The mean value for those months were found to be 230.74 and 14.36 $\mu\text{g}/\text{m}^3$ respectively.

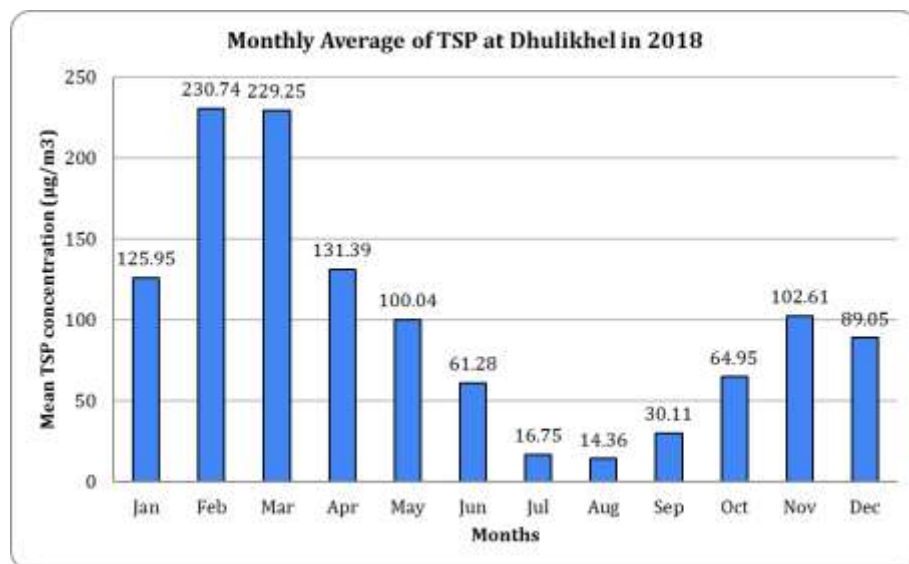


Figure 74: Monthly Average of TSP

Monthly Variation of TSP

Variation in concentration of TSP was found more during February-March and low during July.

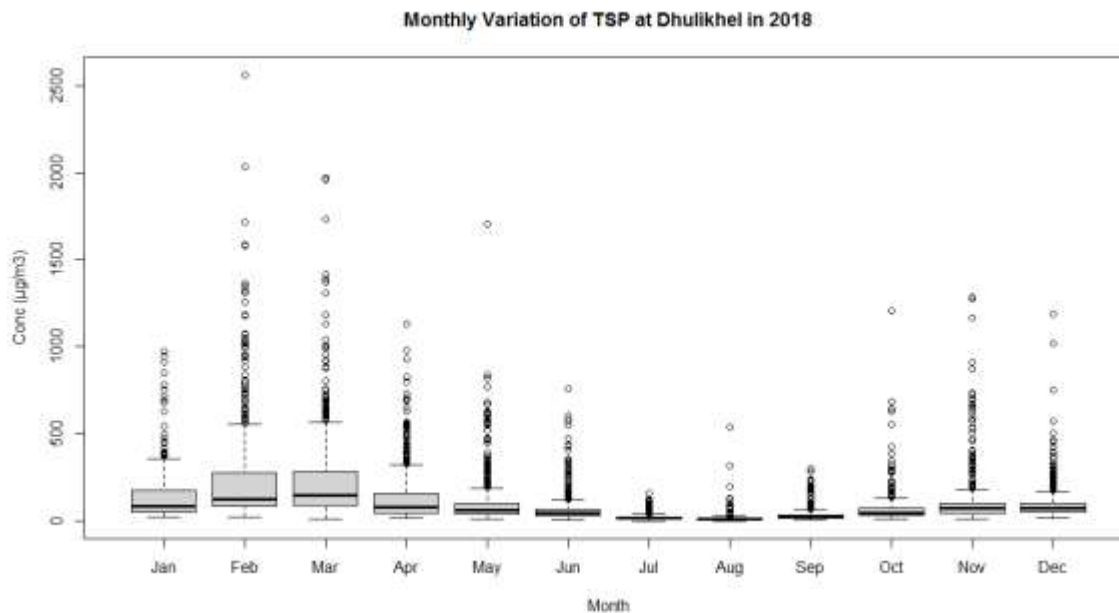


Figure 75: Monthly Variation of TSP.

Seasonal variation of average TSP concentration

Ambient concentration of average TSP during winter, pre- monsoon, monsoon and post monsoon can be shown in the figure below. The concentration of TSP was found higher during winter (166.65 $\mu\text{g}/\text{m}^3$) than monsoon season (30.8 $\mu\text{g}/\text{m}^3$) figure below.

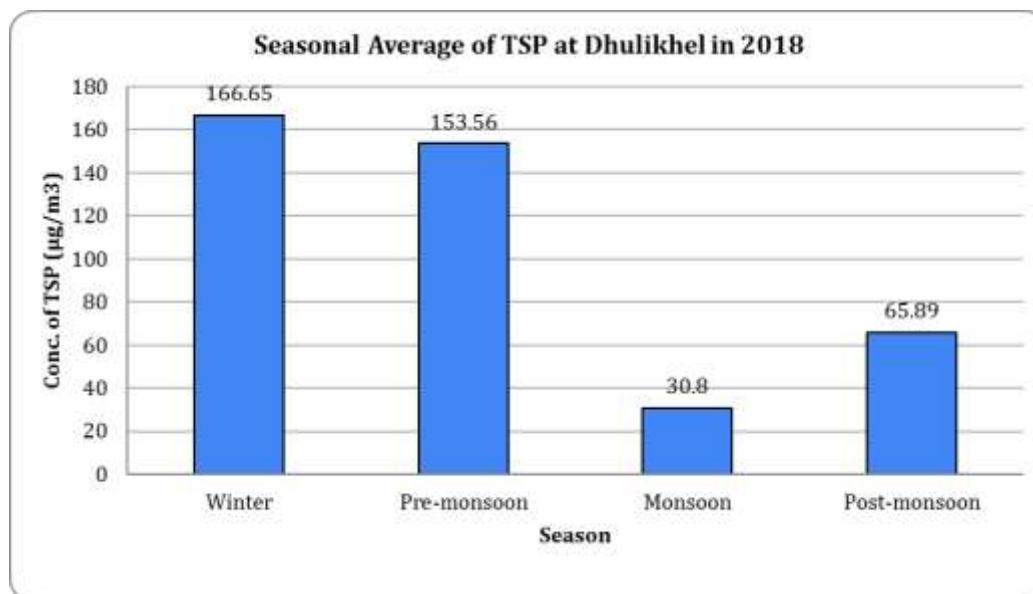


Figure 76: Seasonal variation of TSP

Diurnal variation pf average TSP concentration

The diurnal variation of average TSP concentrations can be shown in the figure below. The variation in TSP concentration was high at around 1-4 pm and low at 12 to 5 am.

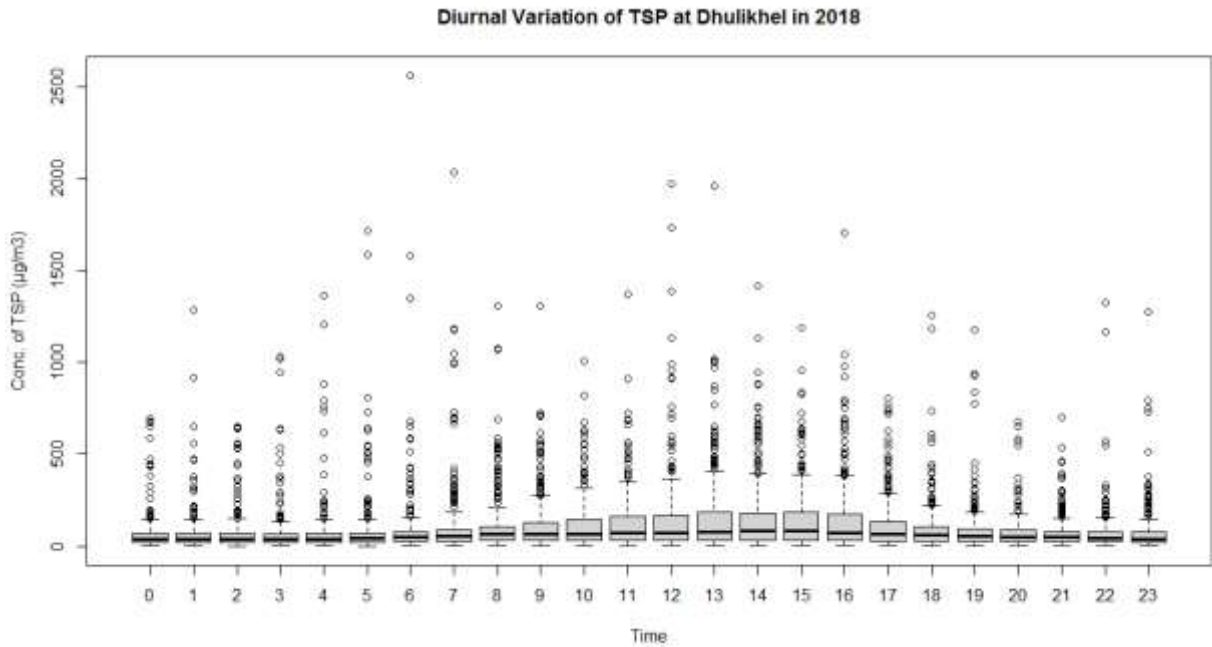


Figure 77: Diurnal Variation of TSP

Compliance status of TSP

The total days of TSP monitored in the year 2018 counts 356 of which 30 days exceed the NAAQS guideline as shown in figure below.

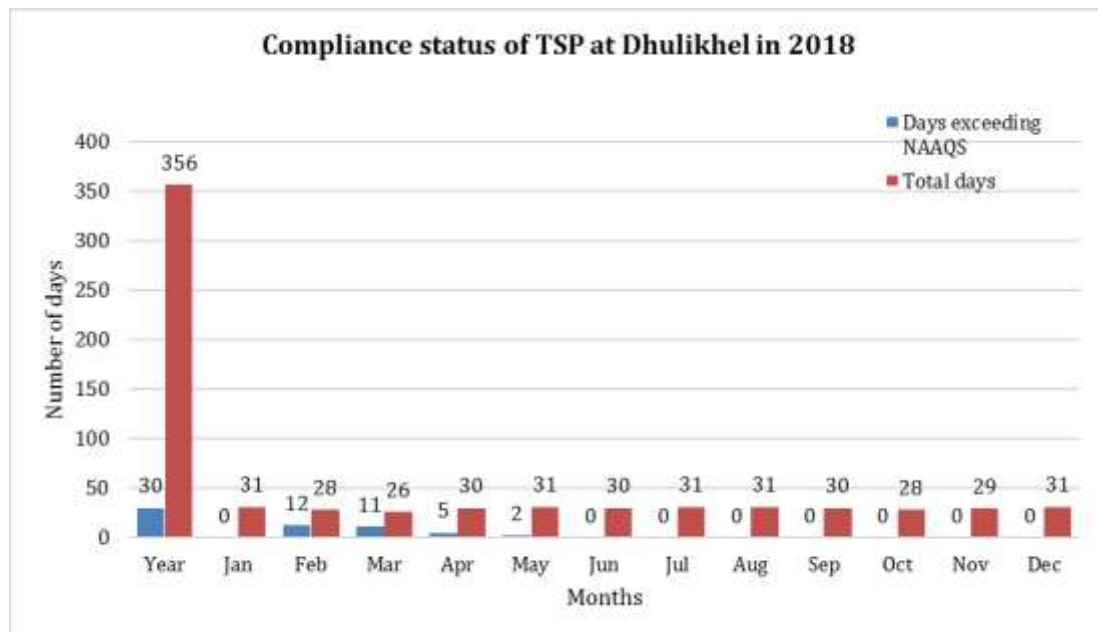


Figure 78: Compliance status of TSP

2.4 Air quality status, 2019

2.4.1 Annual average of PM₁, PM_{2.5}, PM₁₀ and TSP

The annual average of PM₁, PM_{2.5}, PM₁₀ and TSP of the Dhulikhel monitoring station was calculated as shown in figure below.

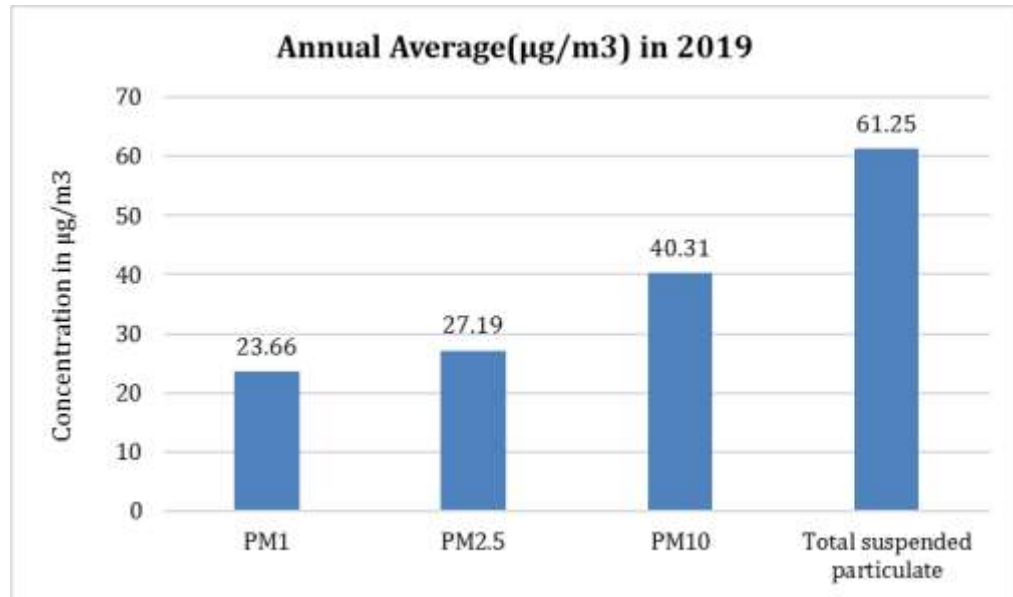


Figure 79: Annual average of PM₁, PM_{2.5}, PM₁₀ and TSP in 2019

2.4.2 Temporal Variation of PM₁

Annual average of PM₁

The annual average of PM₁ at Dhulikhel station was found to be 23.66 µg/m³. Histogram of hourly average PM₁ is shown in the figure below.

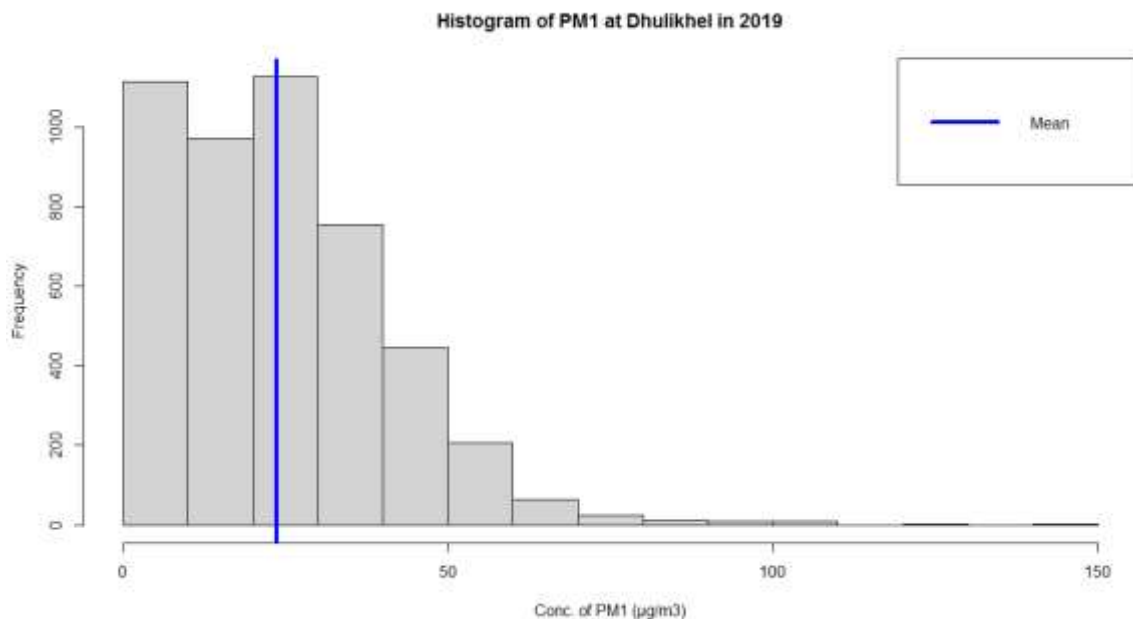


Figure 80 : Histogram of PM₁.

Daily average of PM1:

Daily average concentration of PM₁ was high during March and was found low during June.

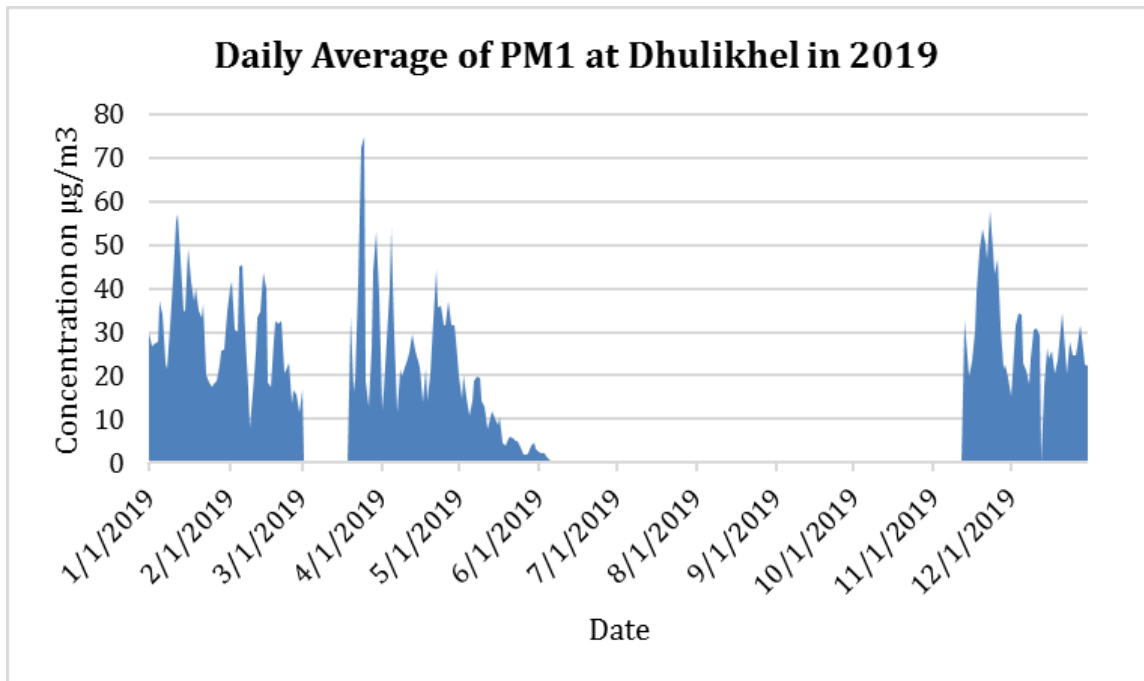


Figure 81: Daily average of PM₁

Monthly average of PM1

The highest and the lowest concentration of PM₁ was found during November and June respectively. The mean value for those months were found to be 36.65 and 0.56 µg/m³ respectively.

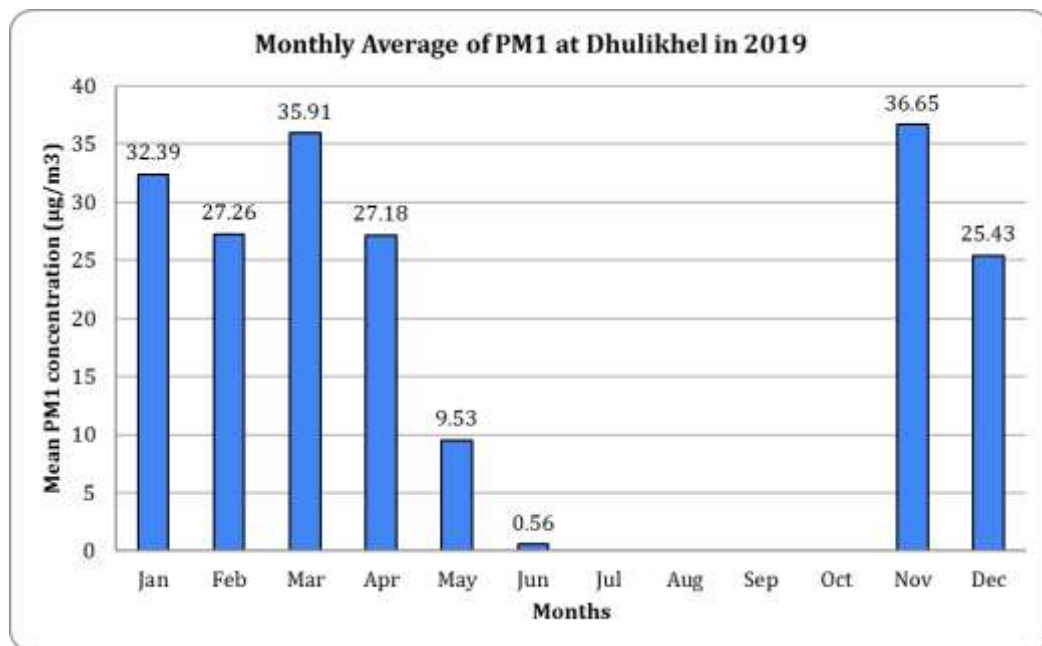


Figure 82: Monthly Average of PM_{2.5}

Monthly Variation of PM₁

Variation in concentration of PM₁ was found more during March whereas low during June.

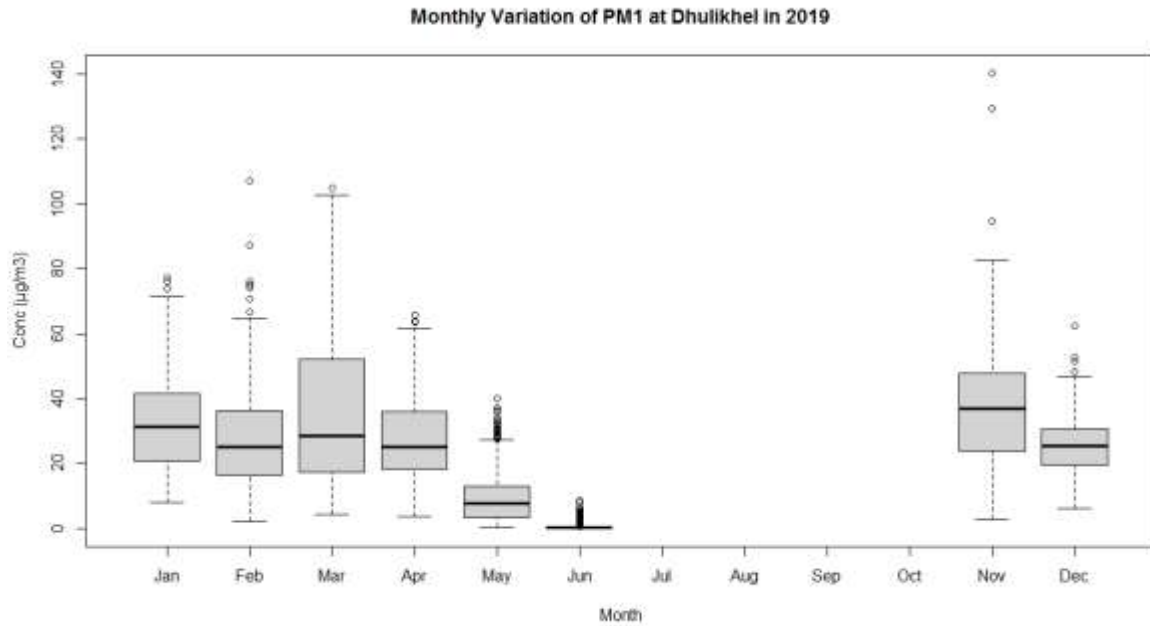


Figure 83: Monthly Variation of PM₁

Seasonal variation of PM₁ concentration

Ambient concentration of average PM₁ during winter and pre- monsoon can be shown in the **Error! Reference source not found.** below. The concentration of PM₁ was found higher during winter (31.23 µg/m³) than pre-monsoon season (24.21 µg/m³).

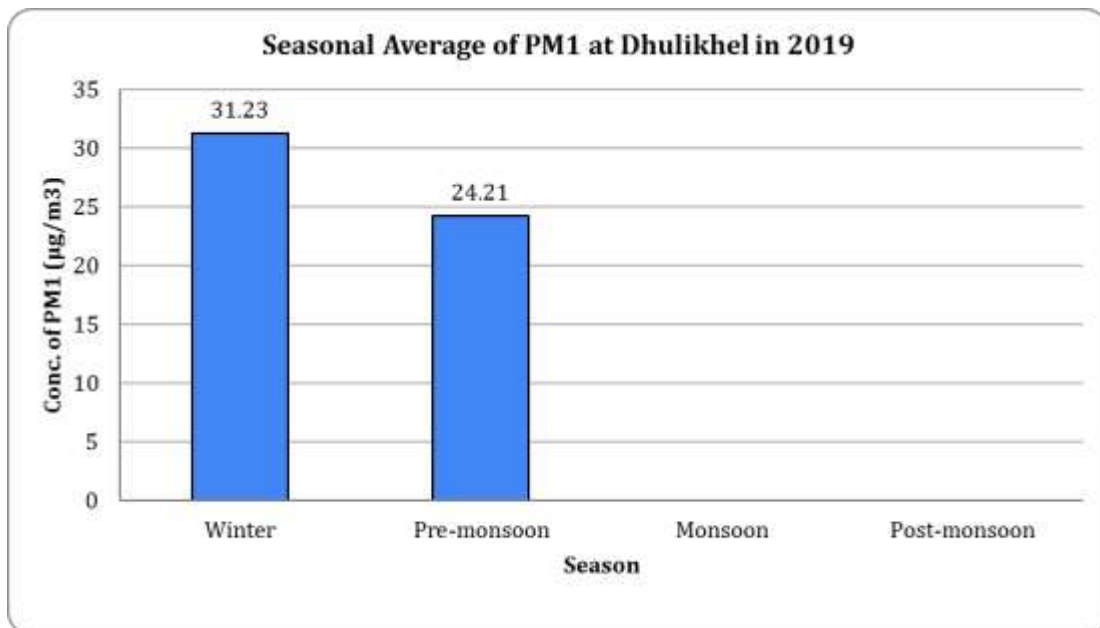


Figure 84: Seasonal variation of PM₁

Diurnal variation of average PM1 concentration

The diurnal variation of average PM₁ concentrations can be shown in the Figure 9 below. The variation in PM₁ concentration was high at around 6-7 pm and low at 2 to 3 pm.

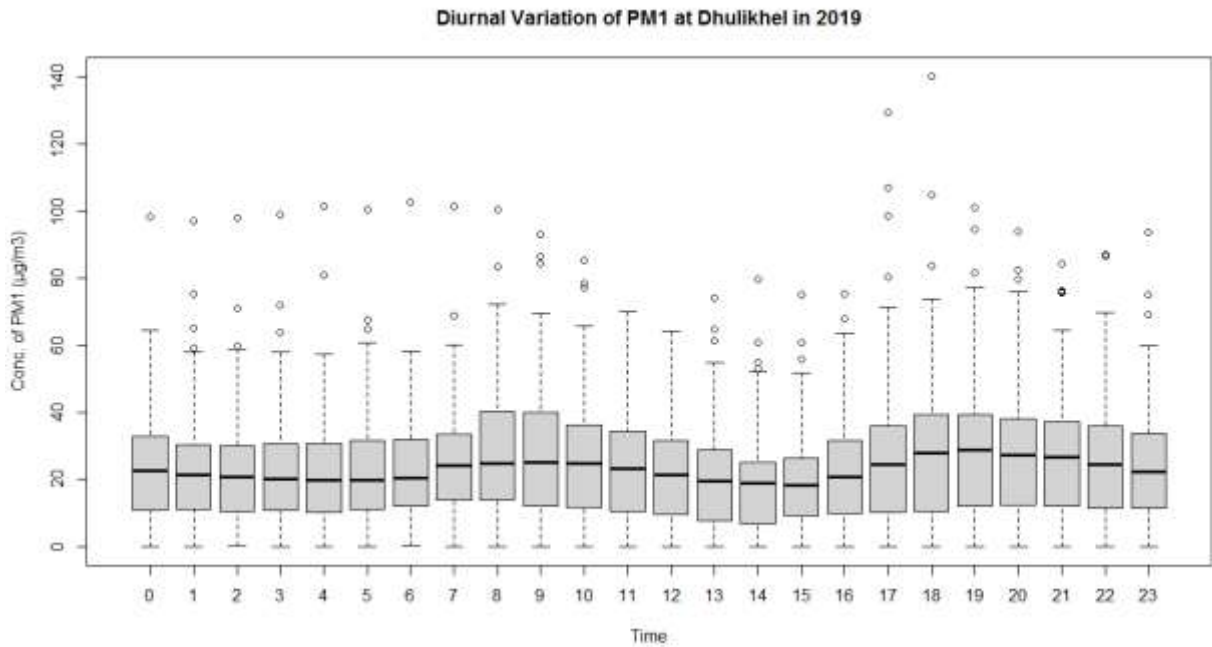


Figure 85: Diurnal variation of PM₁

2.4.3 Temporal variation of PM2.5

Annual average of PM2.5

The annual average of PM₁ at Dhulikhel station was found to be 27.19 µg/m³. Histogram of hourly average PM₁ is shown in the figure below.

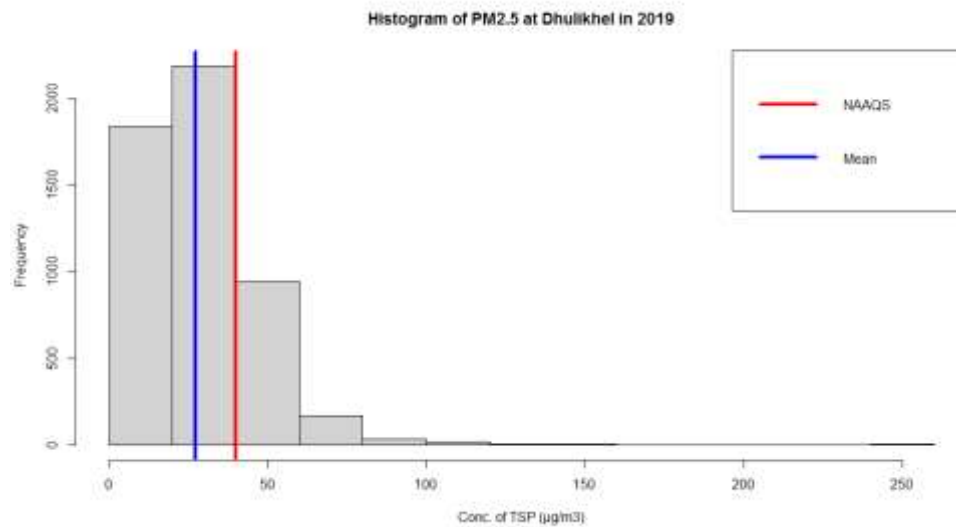


Figure 86 : Histogram of PM_{2.5}

Daily average of PM2.5:

Daily average concentration of PM_{2.5} was high during March and was found low during June.

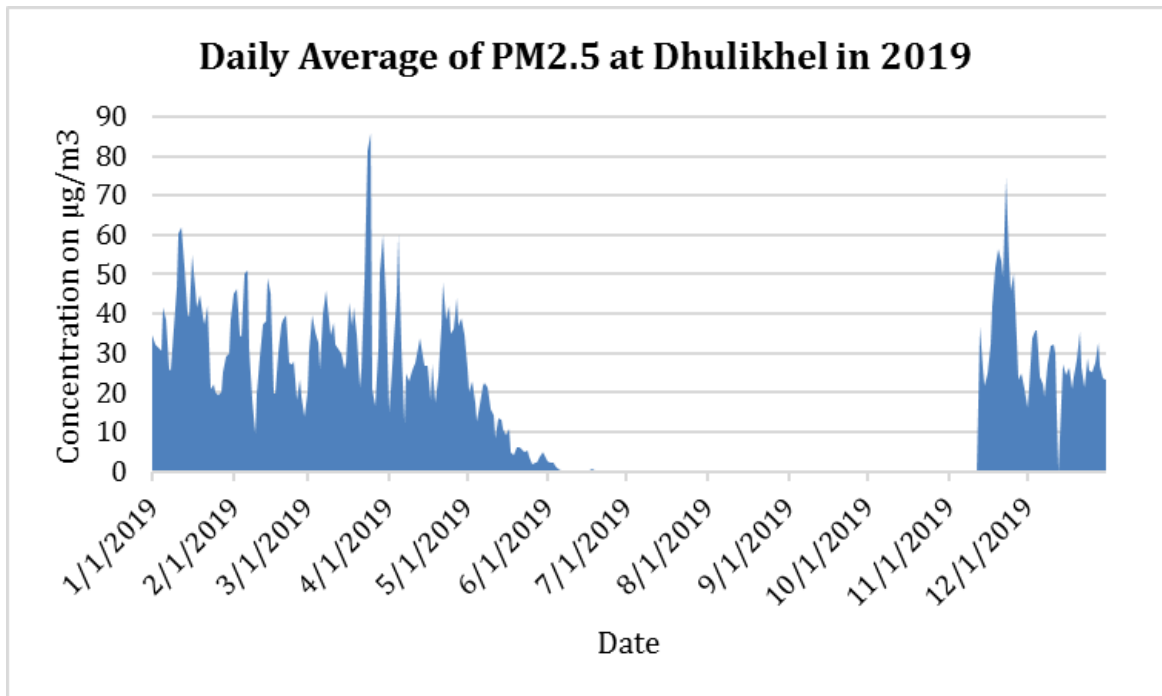


Figure 87: Daily average of PM_{2.5}

Monthly average of PM2.5

The highest and the lowest concentration of PM_{2.5} was found during November and June respectively. The mean value for those months were found to be 39.95 and 0.57 µg/m³ respectively.

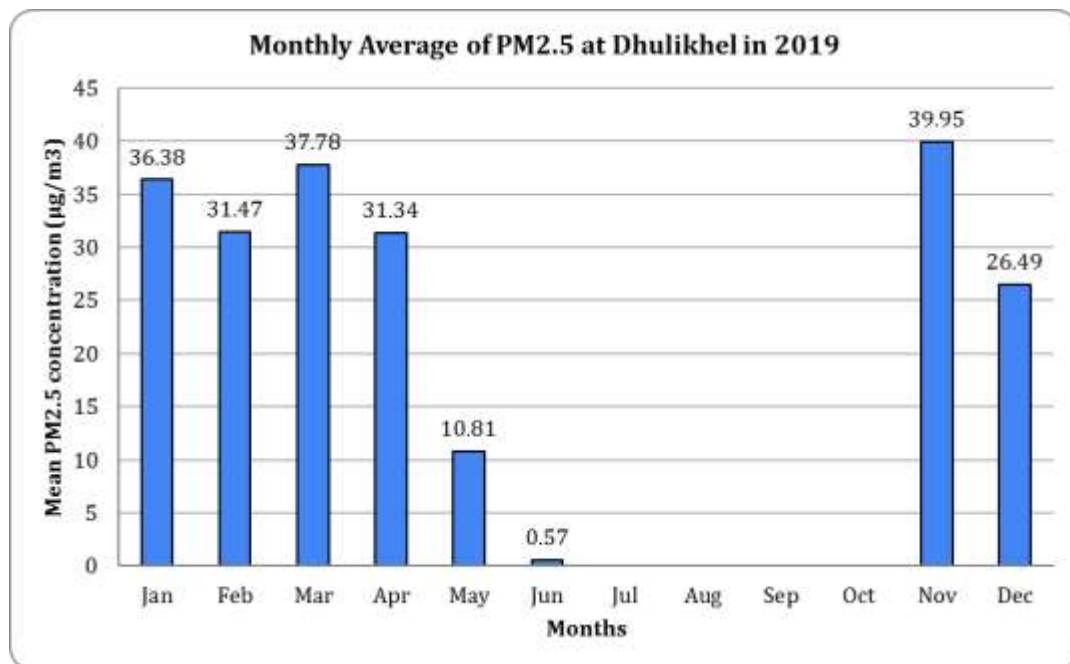


Figure 88: Monthly Average of PM_{2.5}

Monthly Variation of PM2.5

Variation in concentration of PM_{2.5} was found more during November whereas low during June.

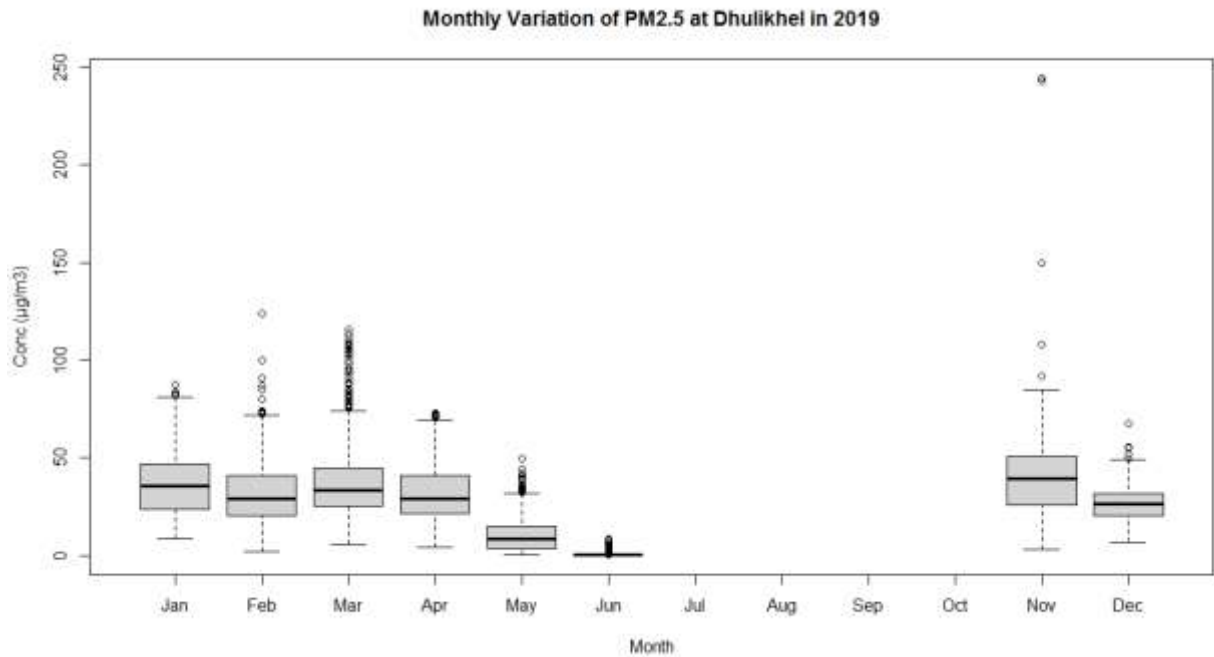


Figure 89: Monthly Variation of PM_{2.5}

Seasonal variation of average PM_{2.5} concentration

Ambient concentration of average PM_{2.5} during winter and pre- monsoon can be shown in the figure below. The concentration of PM_{2.5} was found higher during winter (35.36 µg/m³) than pre-monsoon season (26.64 µg/m³) **Error! Reference source not found..**

Figure 90: Seasonal variation of PM_{2.5}

Diurnal variation of average PM_{2.5} concentration

The diurnal variation of average PM_{2.5} concentrations can be shown in the Figure 9 below. The variation in PM_{2.5} concentration was high at around 6 pm and low at 12 to 2 pm.

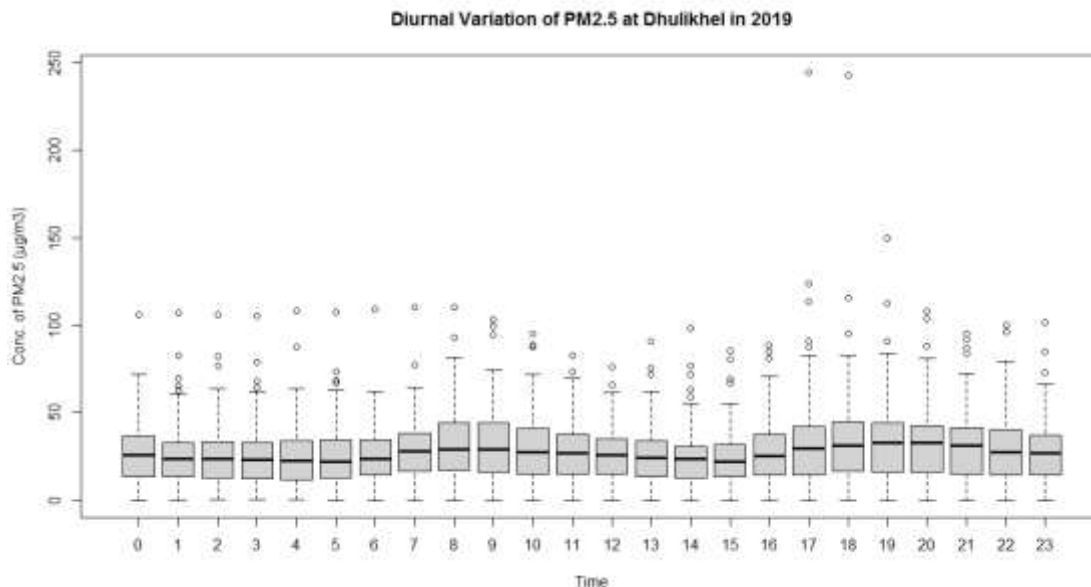


Figure 91: Diurnal variation of PM_{2.5}

Compliance status of PM_{2.5}

The total days of PM_{2.5} monitored in the year 2019 counts 220 of which 41 days exceed the NAAQS guideline as shown below.

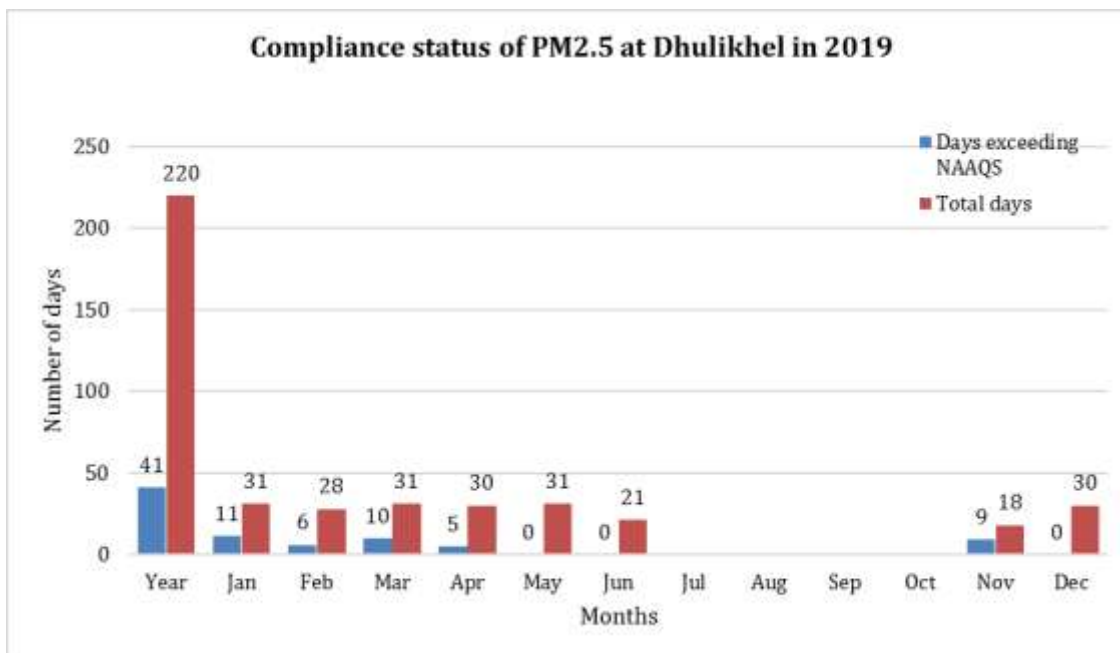


Figure 92: Compliance status of PM_{2.5}

2.4.4 Temporal variation of PM10

Annual average of PM10

The annual average of PM10 at Dhulikhel station was found to be 40.31 $\mu\text{g}/\text{m}^3$. Histogram of hourly average PM10 is shown in the figure below .

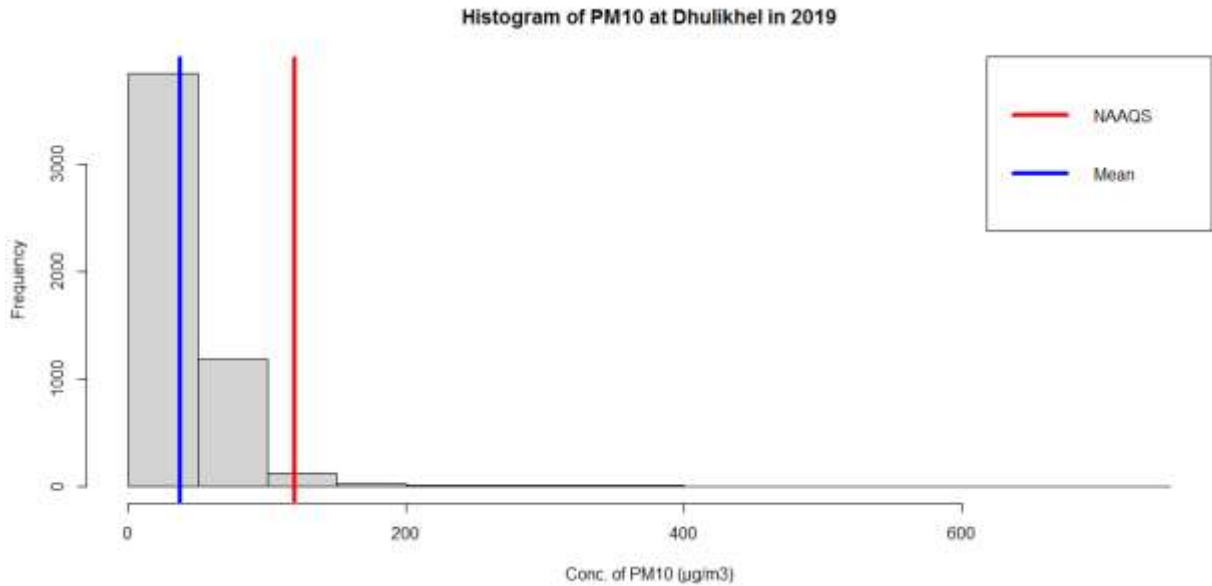


Figure 93 : Histogram for the ambient concentration of PM₁₀.

Daily average of PM10:

Daily average concentration of PM₁₀ was high during November and was found low during June .

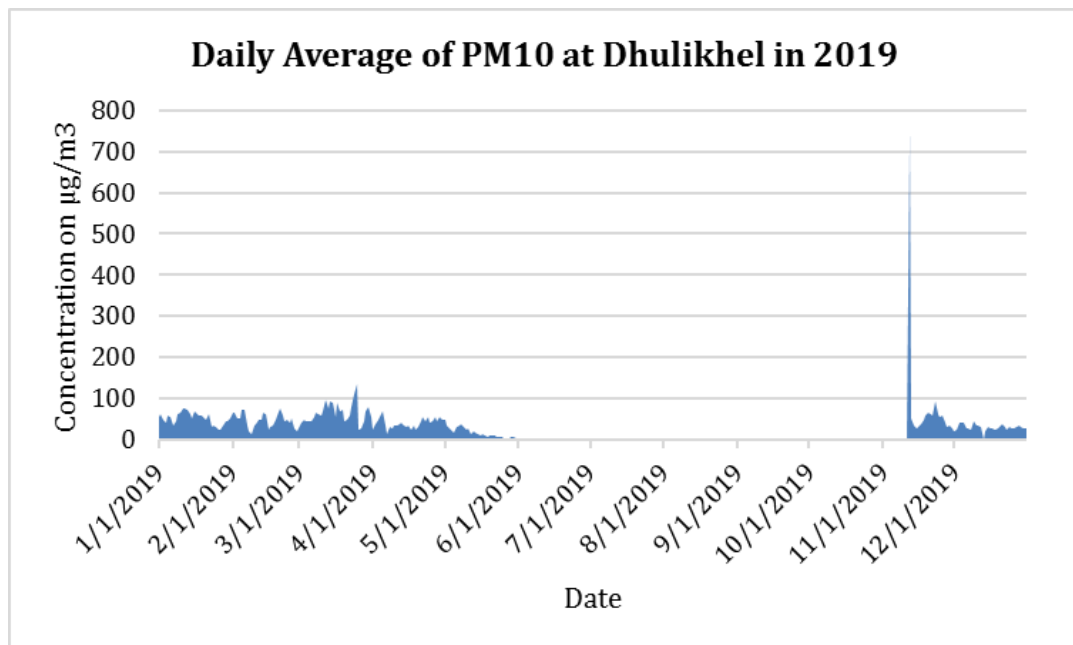


Figure 94: Daily average of PM₁₀

Monthly average of PM₁₀

The highest and the lowest concentration of PM₁₀ was found during November and June respectively. The mean value for those months were found to be 84.39 and 0.63 µg/m³ respectively

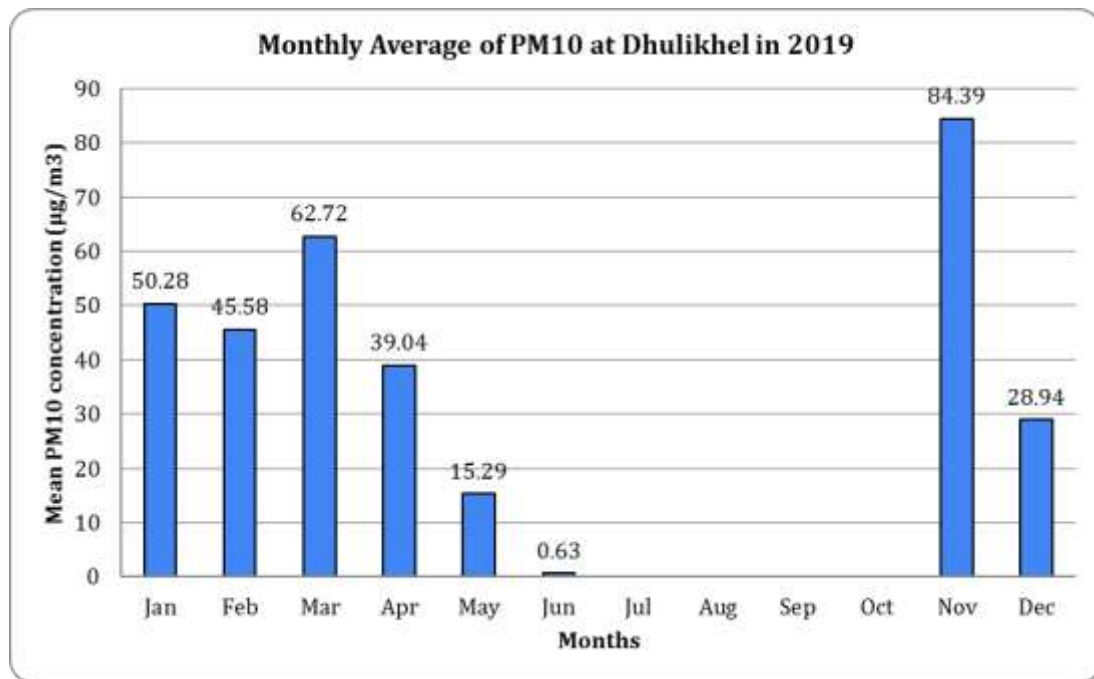


Figure 95: Monthly average of Pm₁₀

Monthly Variation of PM₁₀

Variation in concentration of PM₁₀ was found more during November and low during June.

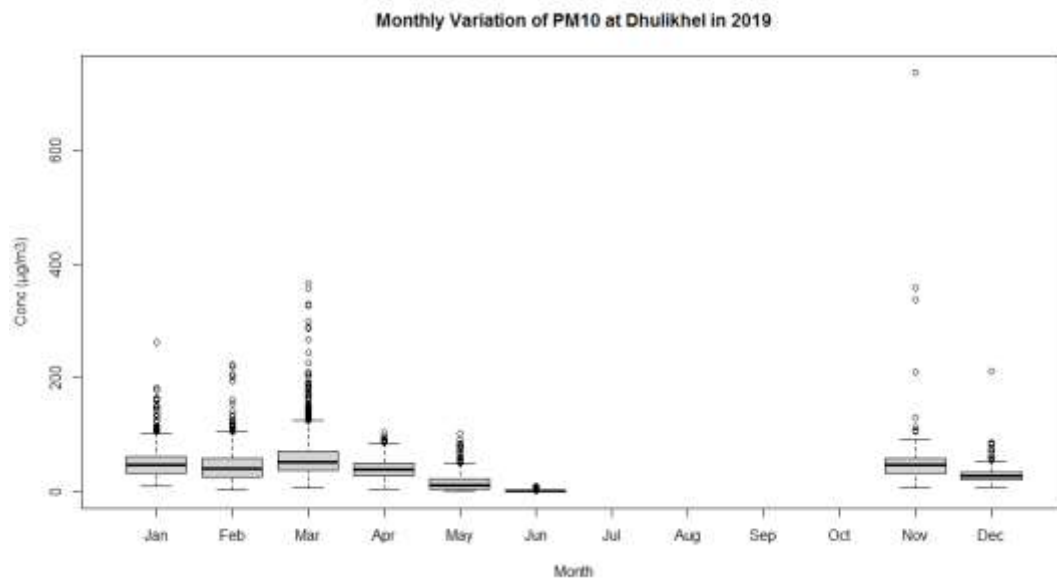


Figure 96: Monthly Variation of PM₁₀

Seasonal variation of average PM₁₀ concentration:

Ambient concentration of average PM₁₀ during winter and pre- monsoon can be shown in the **Error! Reference source not found.** below. The concentration of PM₁₀ was found higher during winter (49.94 µg/m³) than pre-monsoon season (39.01 µg/m³).

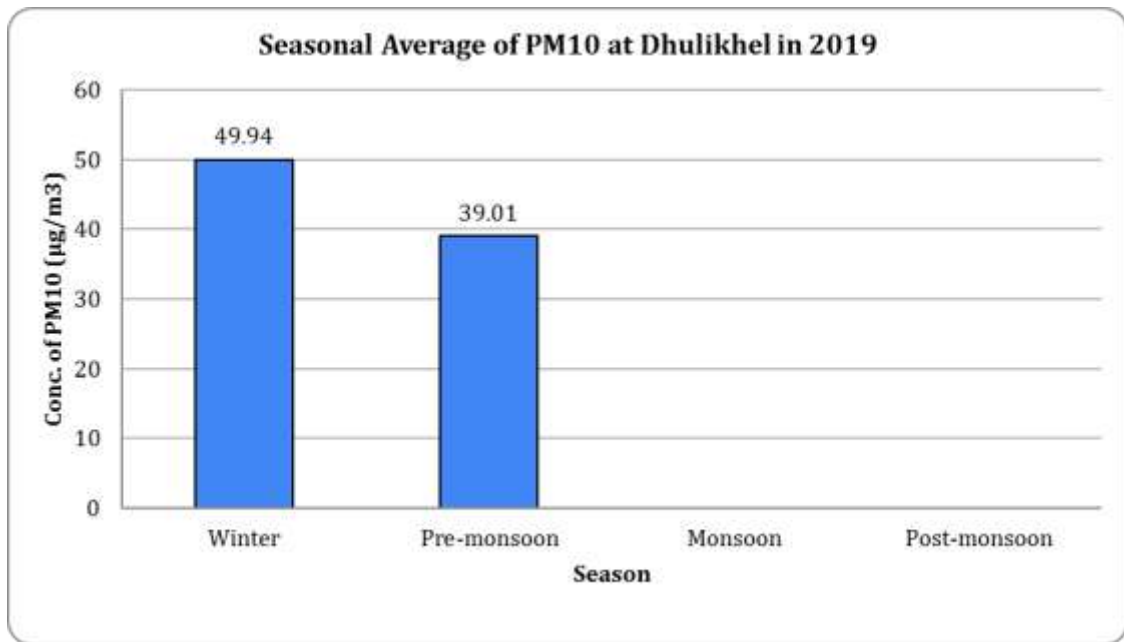


Figure 97: Seasonal variation of PM₁₀.

2.4 Daily data

Diurnal variation of average PM₁₀ concentration

The diurnal variation of average PM₁₀ concentrations can be shown in the figure below. The variation in PM₁₀ concentration was high at around 5 pm and low at 2 to 3 am.

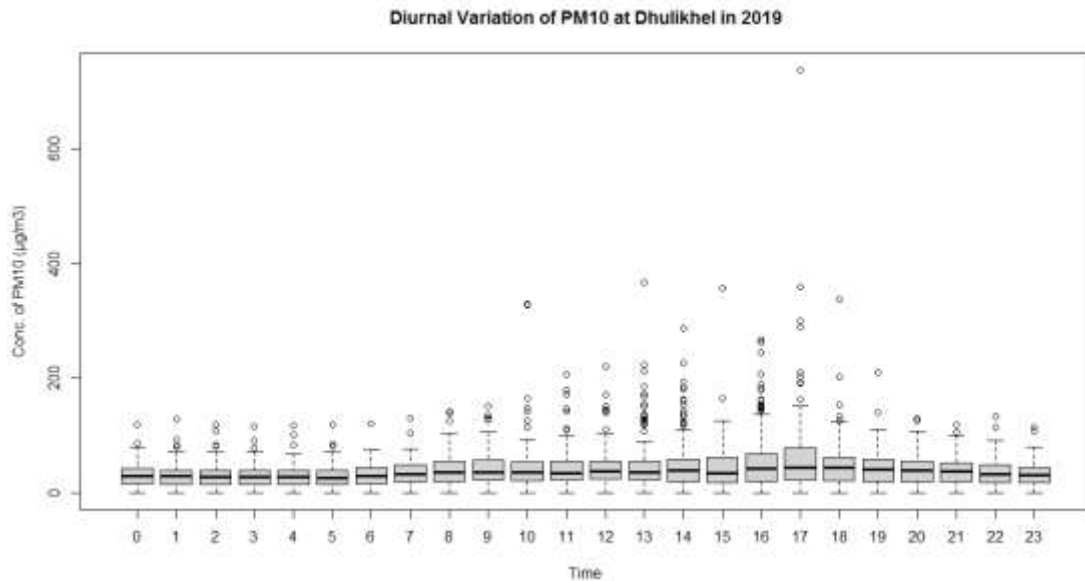


Figure 98: Diurnal variation of PM₁₀ concentration

Compliance status of PM₁₀

The total days of PM₁₀ monitored in the year 2019 counts 221 of which 2 days exceed the NAAQS guideline as shown in figure below.

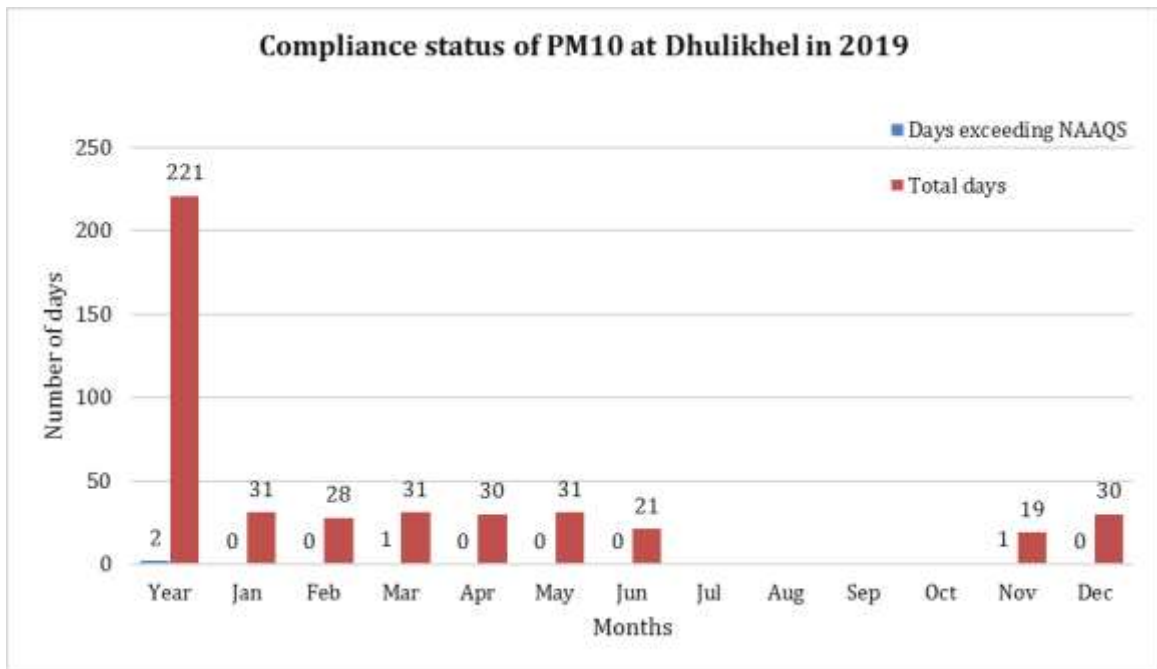


Figure 99: Compliance status of PM₁₀

2.4.5 Temporal variation of TSP

Annual average of TSP

The annual average of TSP at Dhulikhel station was found to be 61.25 µg/m³. Histogram of hourly average TSP is shown in the figure below.

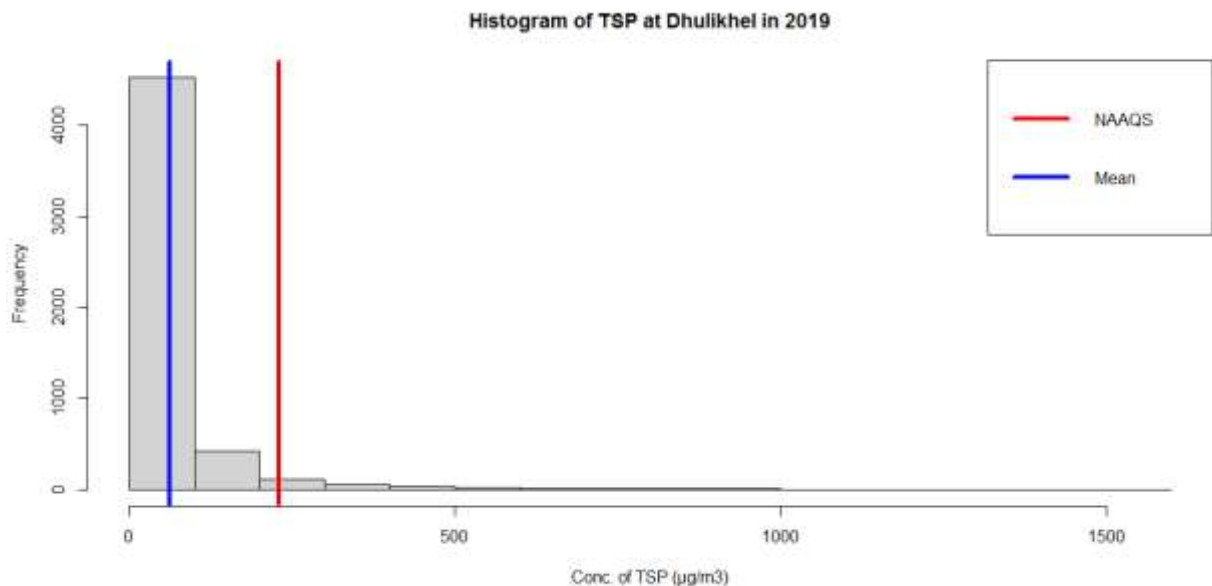


Figure 100 : Histogram for the ambient concentration of TSP

Daily average of TSP:

Daily average concentration of TSP was high during March and was found low during May .

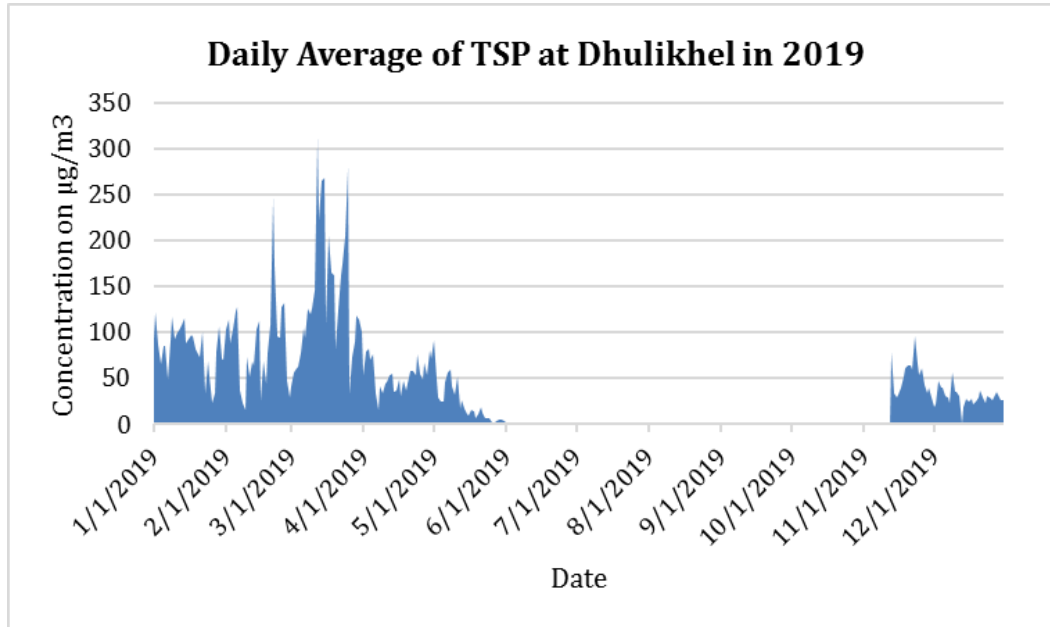


Figure 101: Daily average of TSP

Monthly average of TSP

The highest and the lowest concentration of TSP was found during March and June respectively. The mean value for those months were found to be 138.26 and 0.79 $\mu\text{g}/\text{m}^3$ respectively.

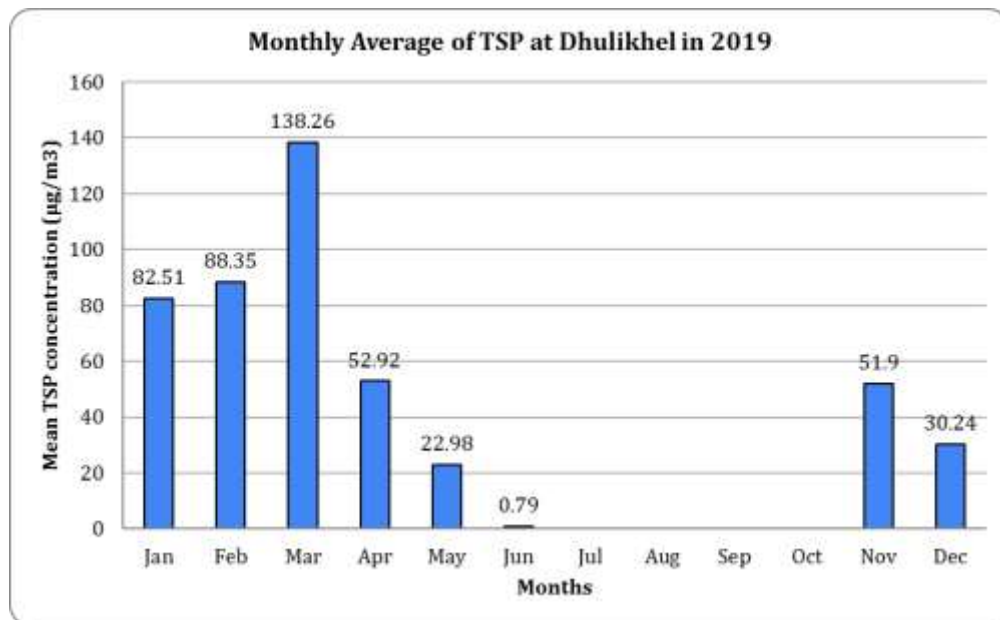


Figure 102: Monthly Average of TSP

Monthly Variation of TSP

Variation in concentration of TSP was found more during March and low during June.

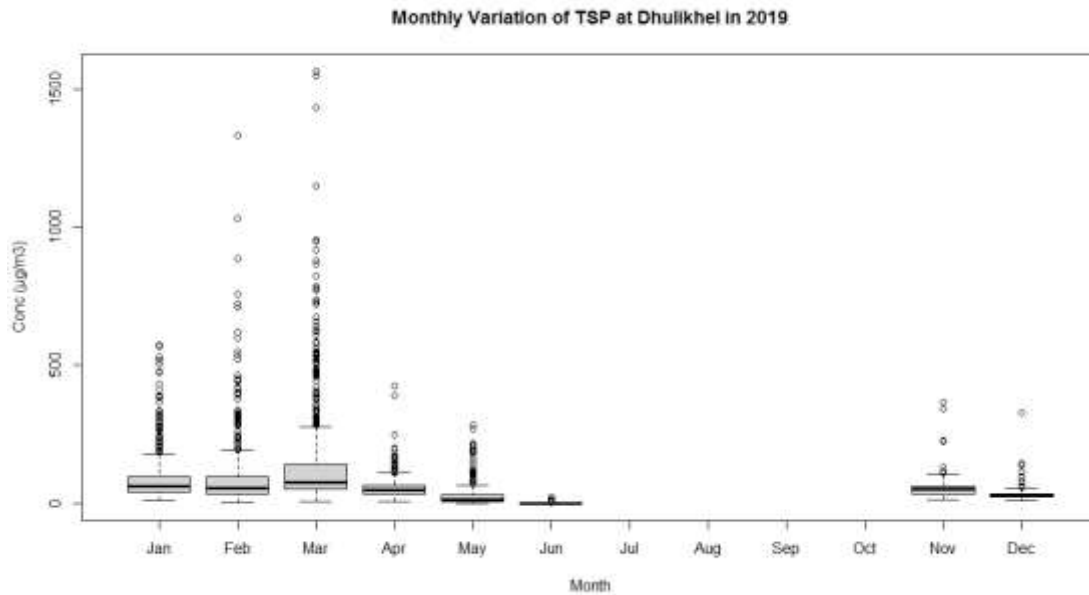


Figure 103: Monthly Variation of TSP.

Seasonal variation of average TSP concentration

Ambient concentration of average TSP during winter and pre- monsoon can be shown in the figure below. The concentration of TSP was found higher during winter ($86.64 \mu\text{g}/\text{m}^3$) than pre-monsoon season ($71.39 \mu\text{g}/\text{m}^3$).

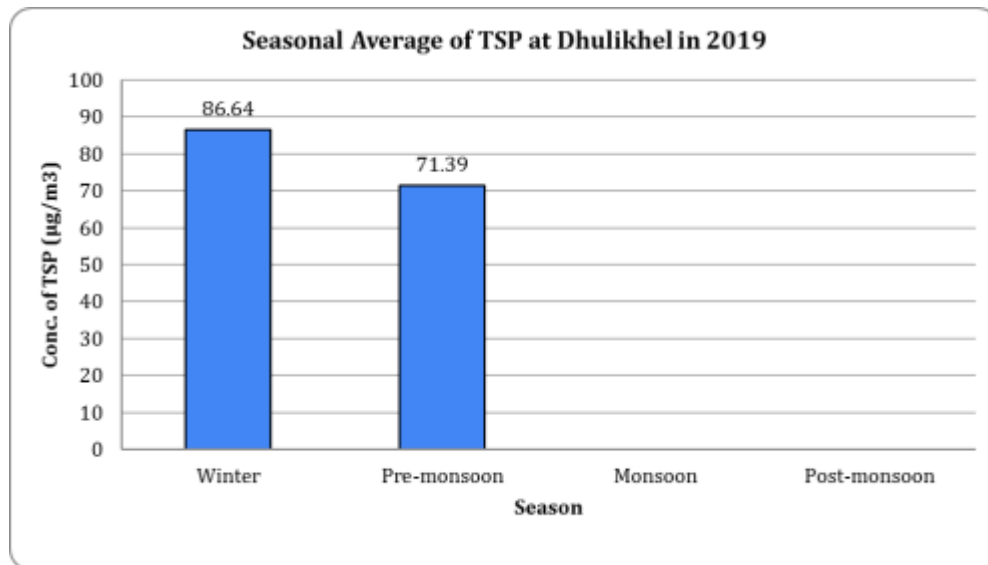


Figure 104: Seasonal variation of TSP

2.5 Daily data

Diurnal variation of average TSP concentration

The diurnal variation of average TSP concentrations can be shown in the figure below. The variation in TSP concentration was high at around 5 pm and low at 12 to 3 am.

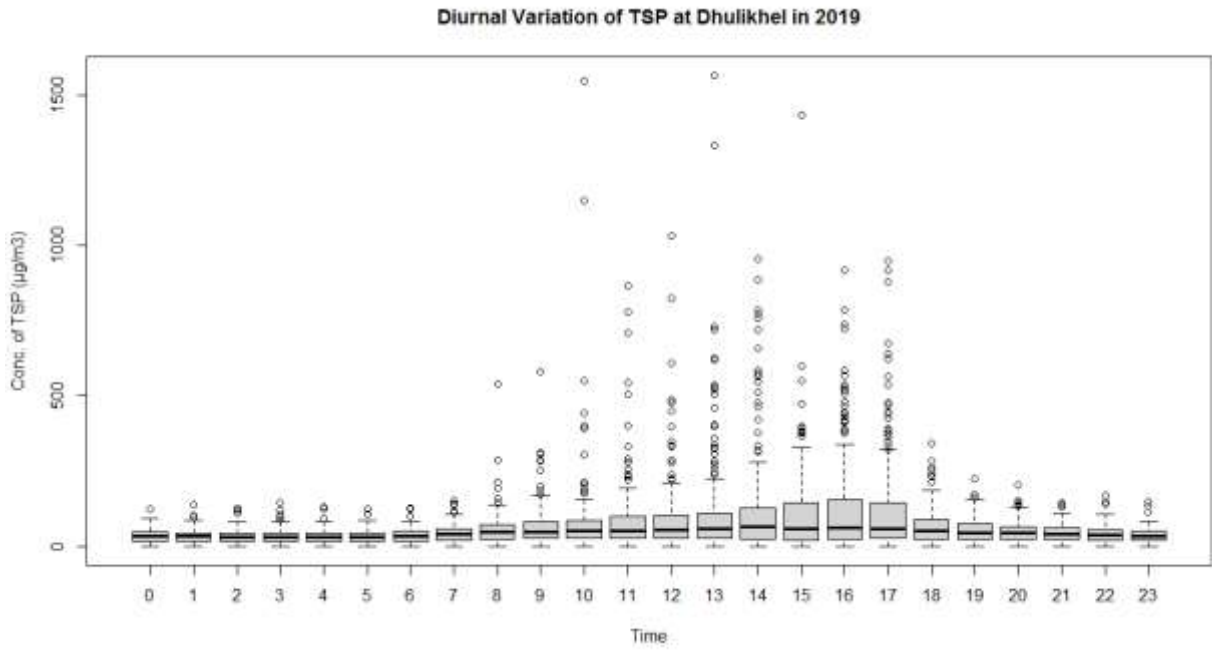


Figure 105: Diurnal Variation of TSP

Compliance status of TSP

The total days of TSP monitored in the year 2019 counts 220 of which 5 days exceed the NAAQS guideline as shown in figure below.

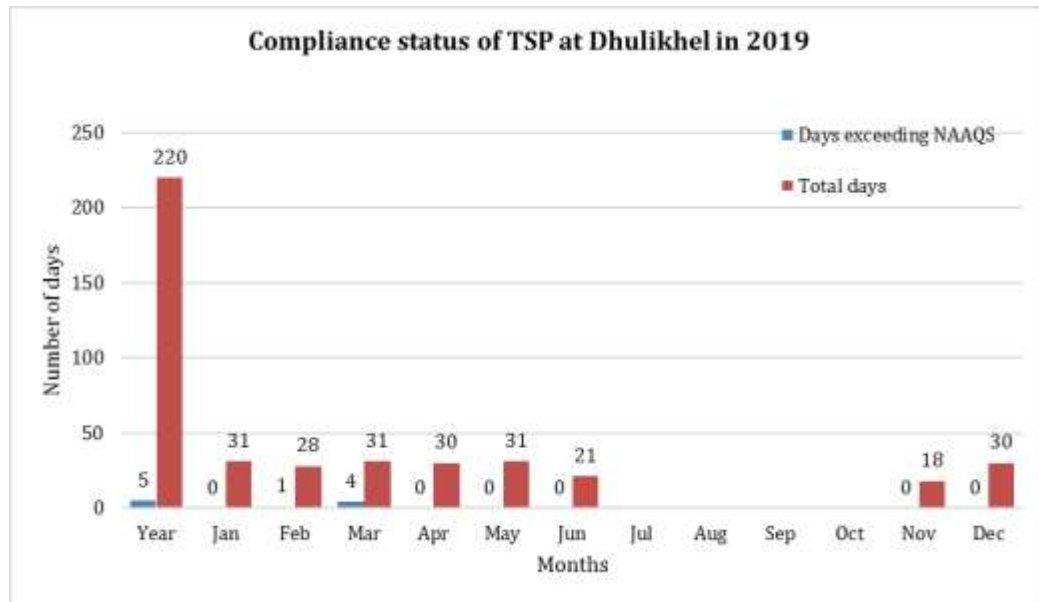


Figure 106: Compliance status of TSP

2.5 Air quality status, 2020

2.5.1 Annual average of PM₁, PM_{2.5}, PM₁₀ and TSP

The annual average of PM₁, PM_{2.5}, PM₁₀ and TSP of the Dhulikhel monitoring station was calculated as shown in figure below.

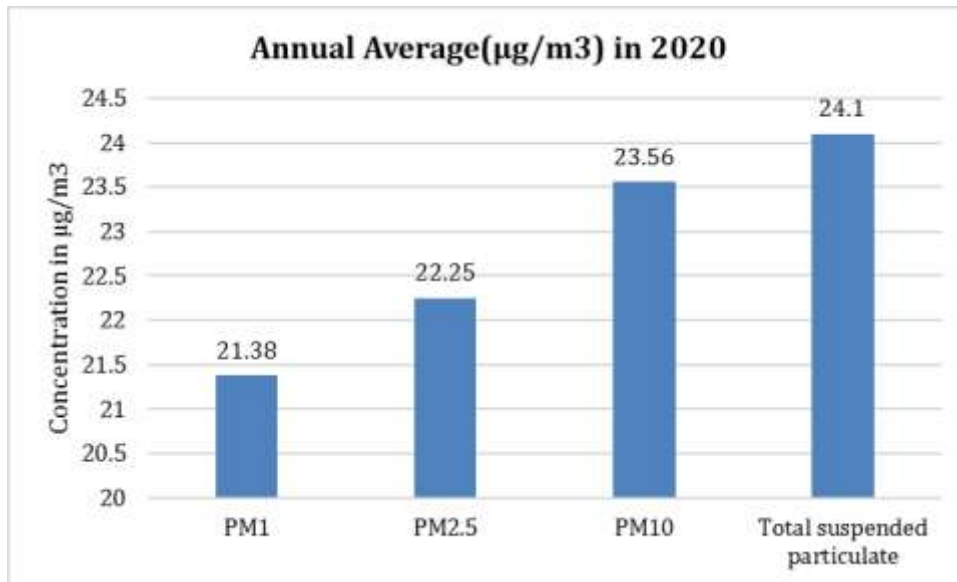


Figure 107: Annual average of PM₁, PM_{2.5}, PM₁₀ and TSP in 2020

2.5.2 Temporal variation of PM₁

Annual average of PM₁

The annual average of PM₁ at Dhulikhel station was found to be 21.38 µg/m³. Histogram of hourly average PM₁ is shown in the figure below.

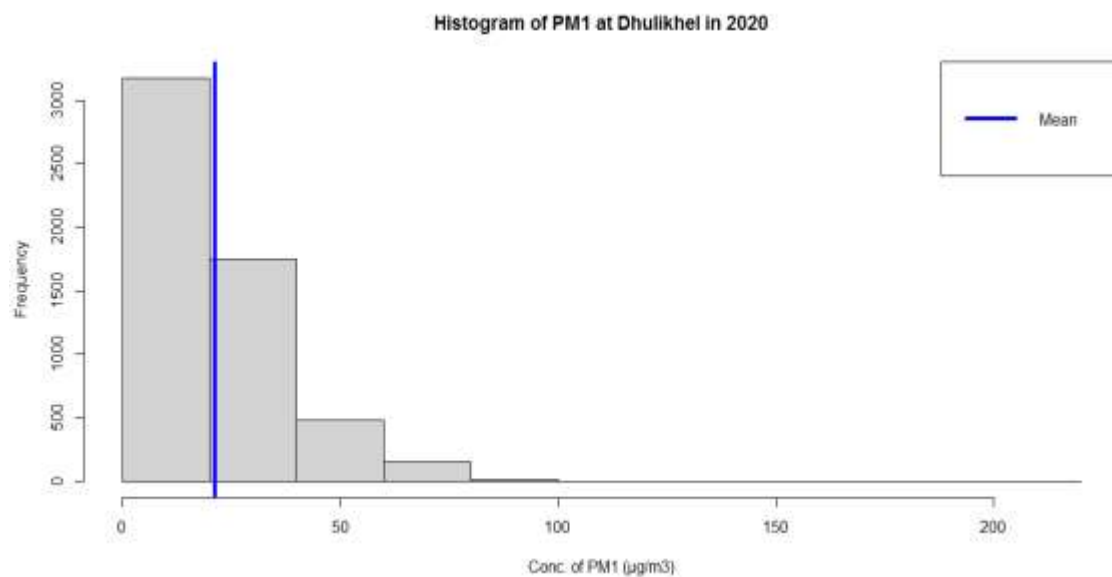


Figure 108 : Histogram of PM₁

Daily average of PM₁:

Daily average concentration of PM₁ was high during April and was found low during July.

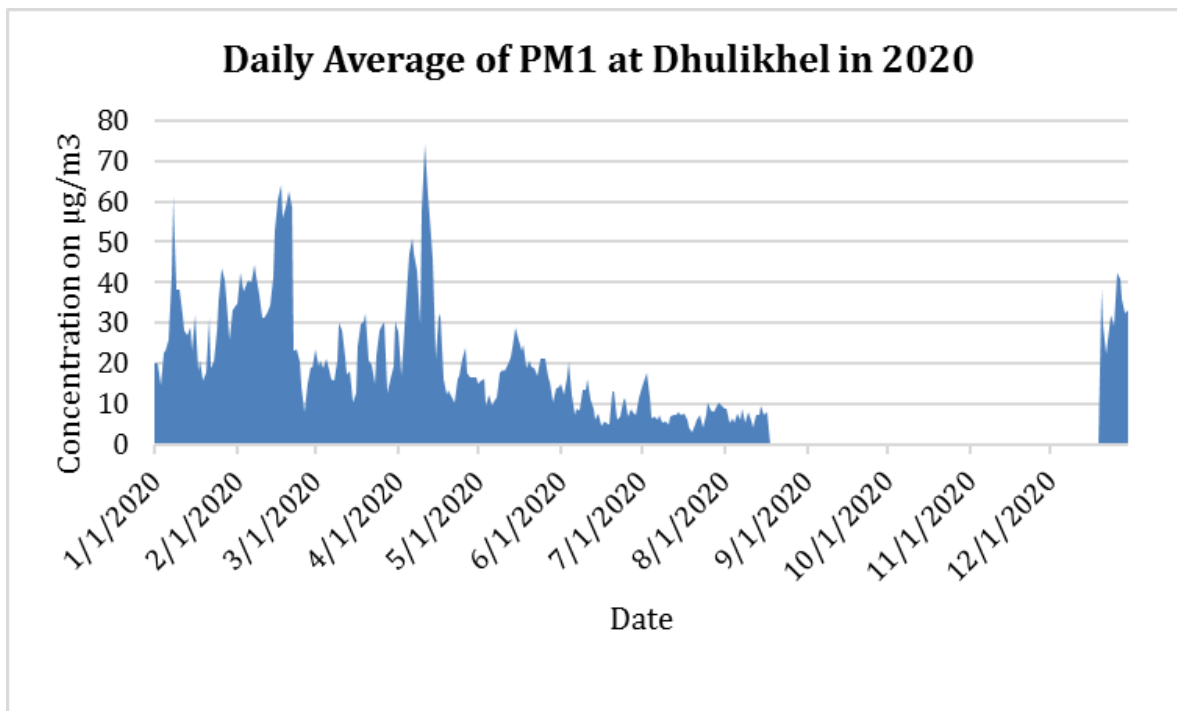


Figure 109: Daily average of PM₁

Monthly average of PM₁

The highest and the lowest concentration of PM₁ was found during February and August respectively. The mean value for those months were found to be 37.39 and 7 µg/m³ respectively.

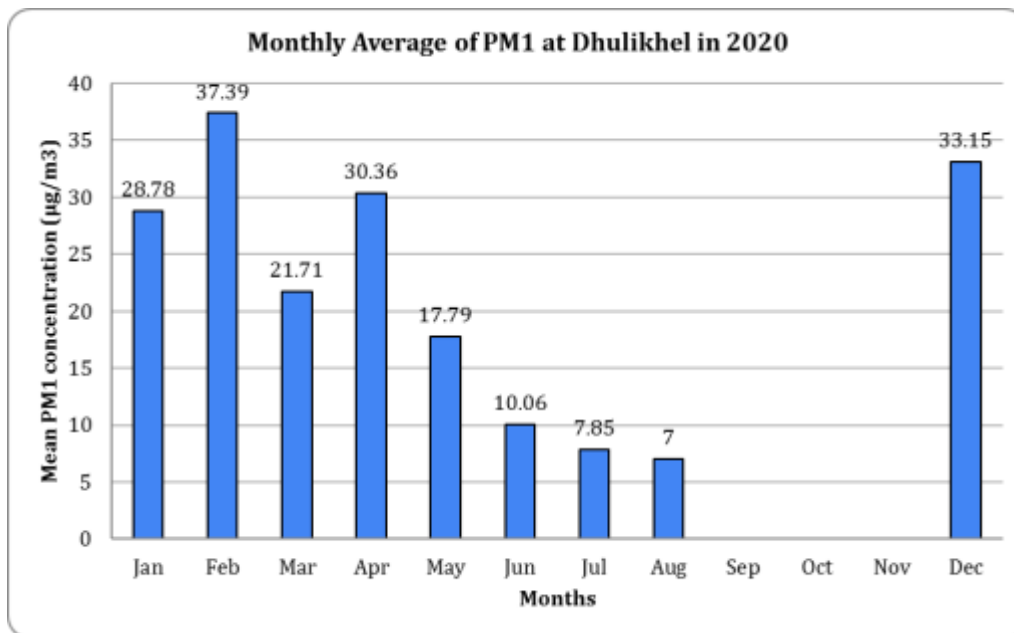


Figure 110: Monthly Average of PM_{2.5}

Monthly Variation of PM₁

Variation in concentration of PM₁ was found more during April whereas low during August.

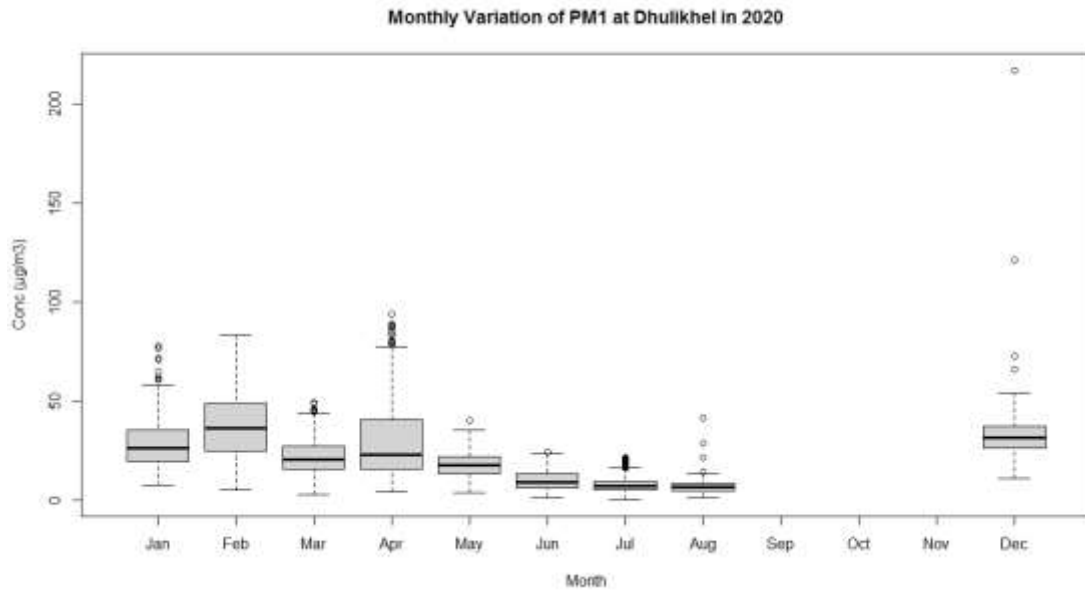


Figure 111: Monthly Variation of PM_1

Seasonal variation of average PM_1 concentration

Ambient concentration of average PM_1 during winter, pre-monsoon and monsoon can be shown in the figure below. The concentration of PM_1 was found higher during post winter ($30.53\mu\text{g}/\text{m}^3$) than monsoon season ($8.3\mu\text{g}/\text{m}^3$).

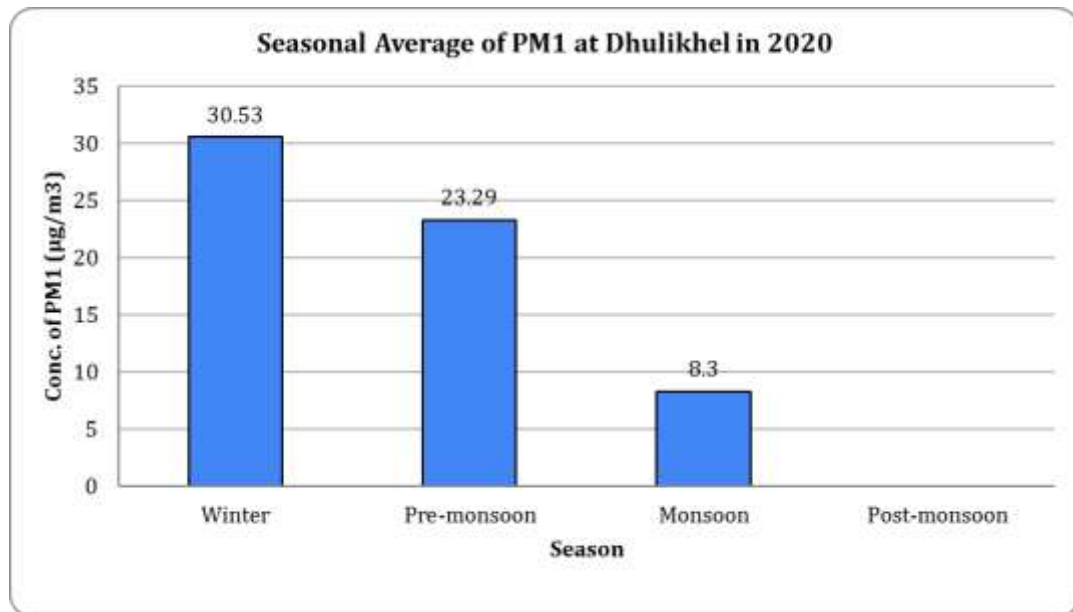


Figure 112: Seasonal variation of PM_1

Diurnal variation of average PM_1 concentration

The diurnal variation of average PM_1 concentrations can be shown in the figure below. The variation in PM_1 concentration was almost similar throughout the day.

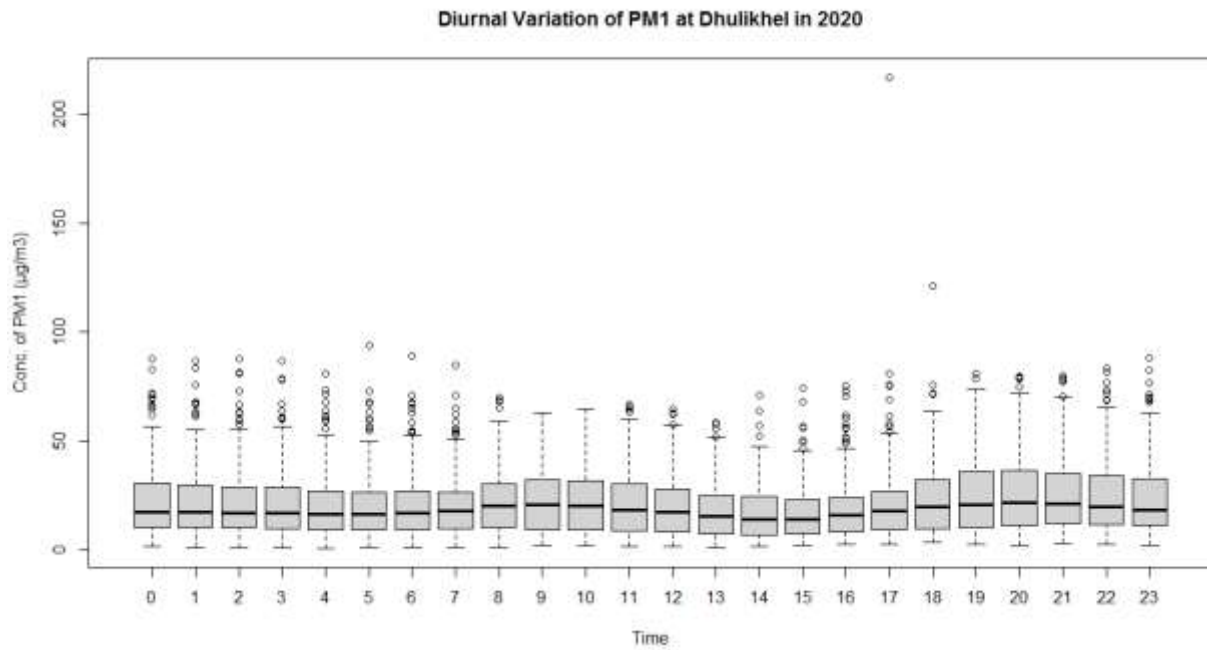


Figure 113: Diurnal variation of PM₁

2.5.3 Temporal Variation of PM_{2.5}

Annual average of PM_{2.5}

The annual average of PM_{2.5} at Dhulikhel station was found to be 22.25 µg/m³. Histogram of hourly average PM_{2.5} is shown in the figure below.

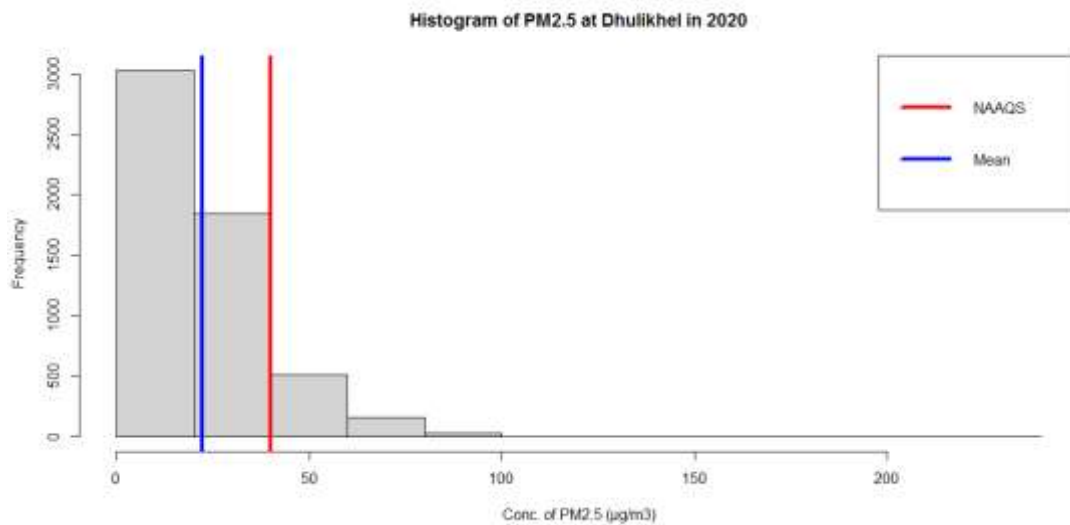


Figure 114 : Histogram of PM_{2.5}

Daily average of PM_{2.5}:

Daily average concentration of PM_{2.5} was high during April and was found low during July.

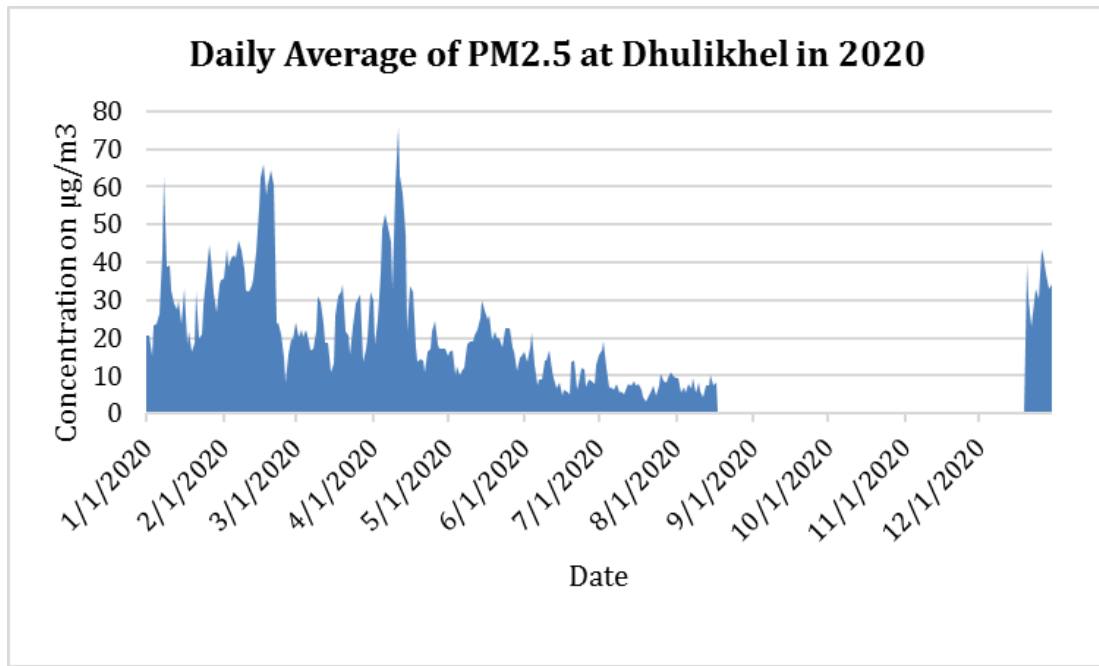


Figure 115: Daily average of PM_{2.5}

Monthly average of PM_{2.5}

The highest and the lowest concentration of PM_{2.5} was found during February and August respectively. The mean value for those months were found to be 38.61 and 7.32 µg/m³ respectively.

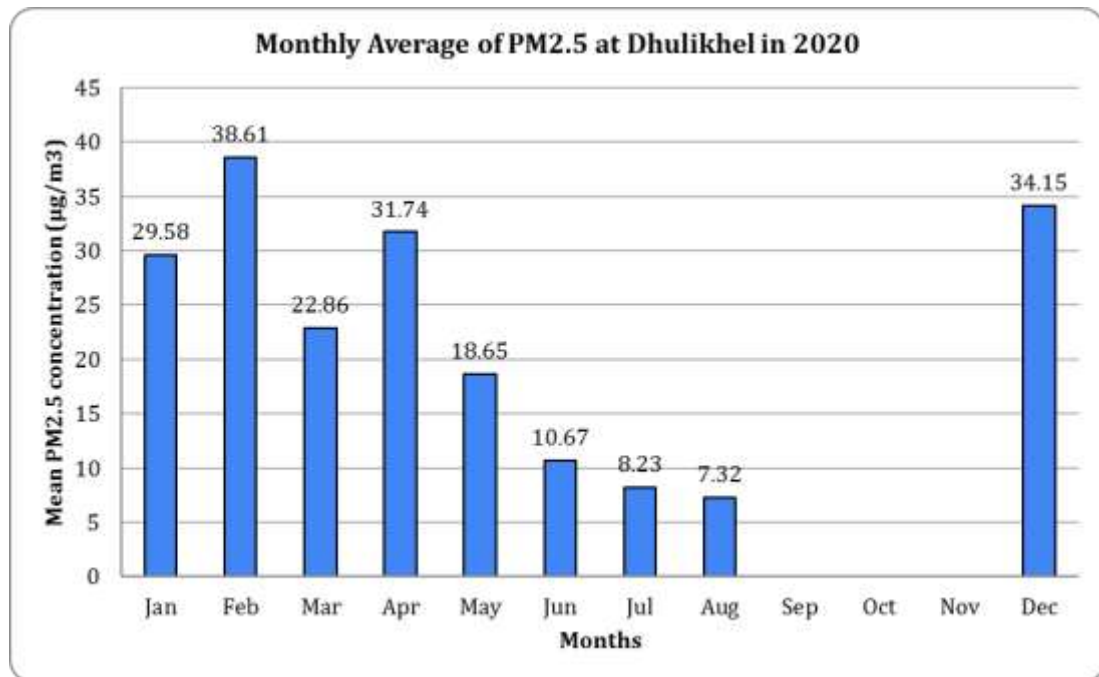


Figure 116: Monthly Average of PM_{2.5}

Monthly Variation of PM_{2.5}

Variation in concentration of PM_{2.5} was found more during April and less during July.

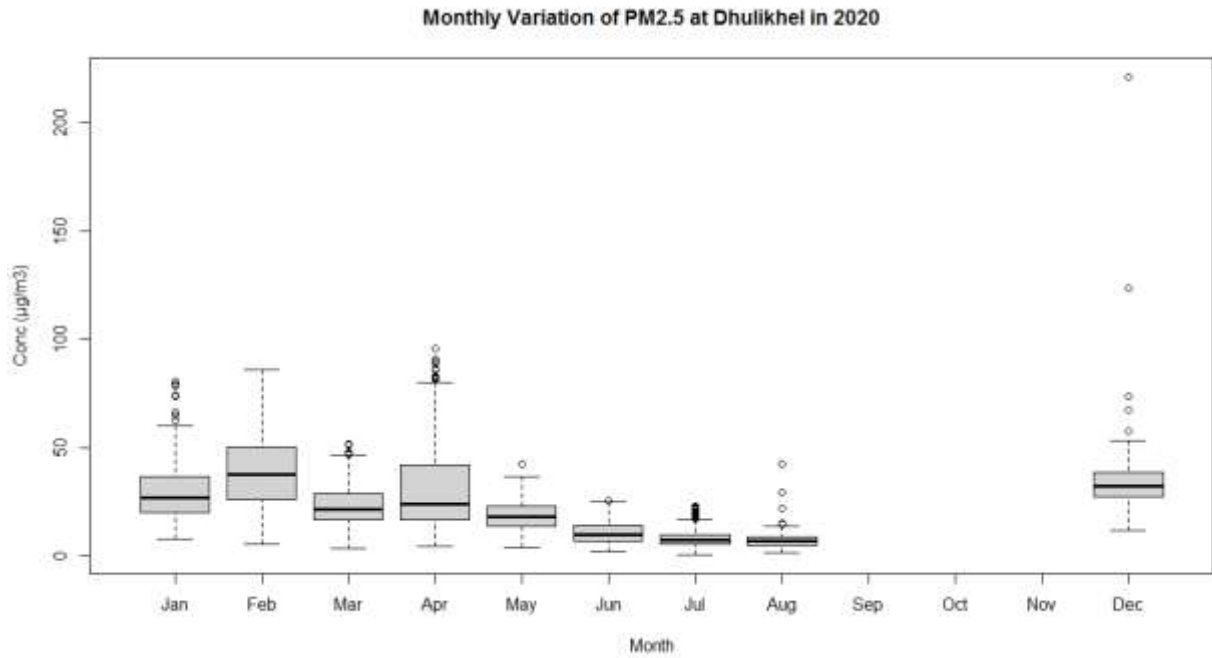


Figure 117: Monthly Variation of PM_{2.5}

Seasonal variation of average PM_{2.5} concentration

Ambient concentration of average PM_{2.5} during winter, pre-monsoon and monsoon (can be shown in the figure below. The concentration of PM_{2.5} was found higher during winter (31.56 µg/m³) and low during monsoon season (8.74 µg/m³) figure below.

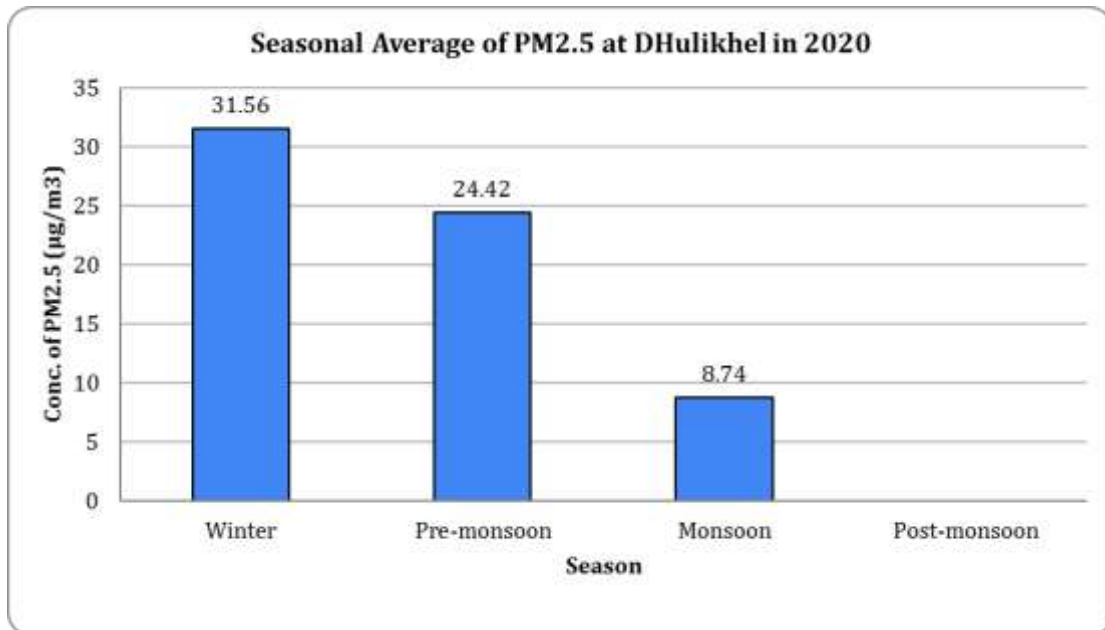


Figure 118: Seasonal variation of PM_{2.5}

Diurnal variation of average PM_{2.5} concentration

The diurnal variation of average PM_{2.5} concentrations can be shown in the figure below. The variation in PM_{2.5} concentrations was high at around 7-8 pm and low at 5-6 am.

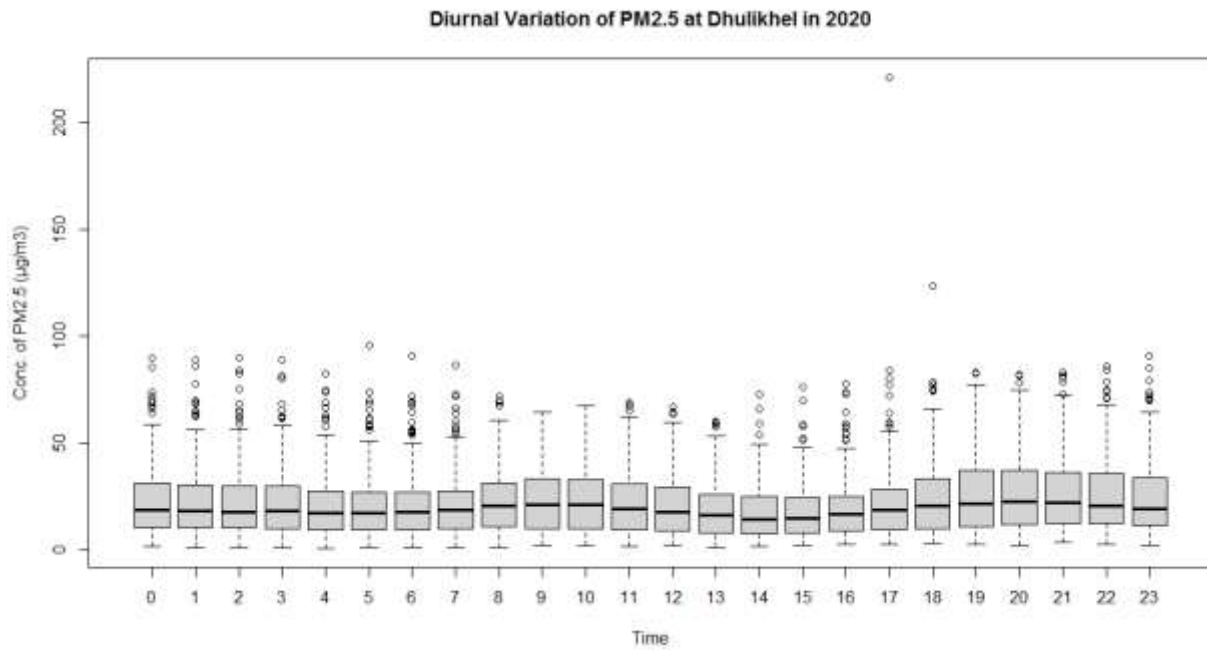


Figure 119: Diurnal variation of PM_{2.5}

Compliance status of PM_{2.5}

The total days of PM_{2.5} monitored in the year 2020 counts 241, of which 29 days exceed the NAAQS guideline as shown in figure below.

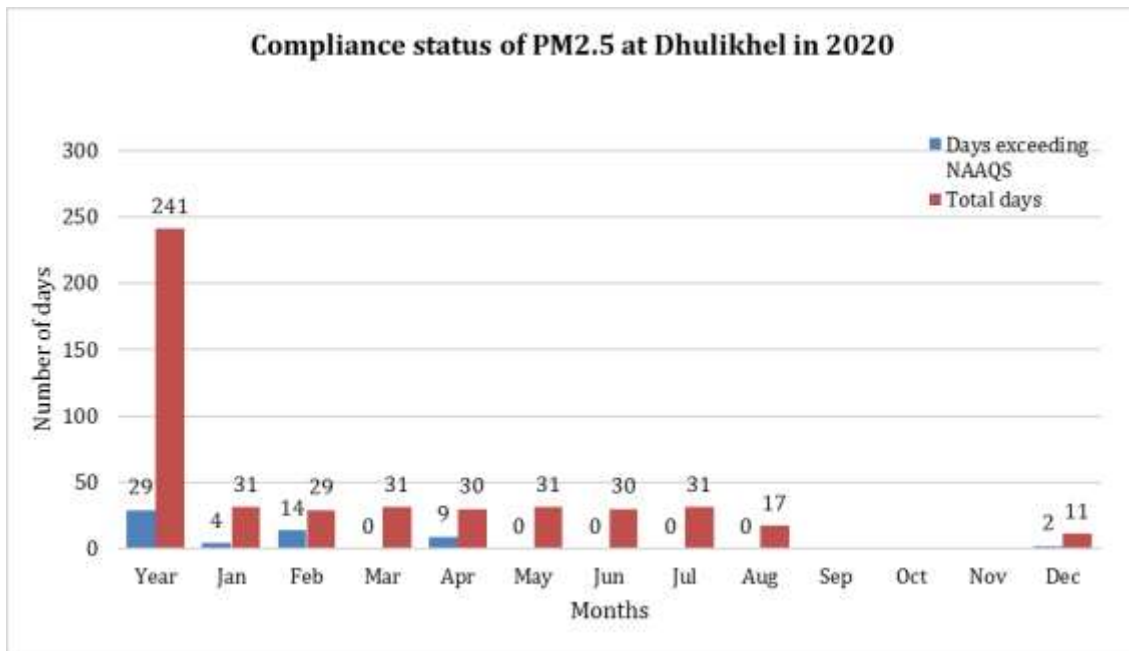


Figure 120: Compliance status of PM_{2.5}

2.5.4 Temporal variation of PM₁₀

Annual average of PM₁₀

The annual average of PM₁₀ at Dhulikhel station was found to be 23.56 µg/m³. Histogram of hourly average PM₁₀ is shown in the figure below.

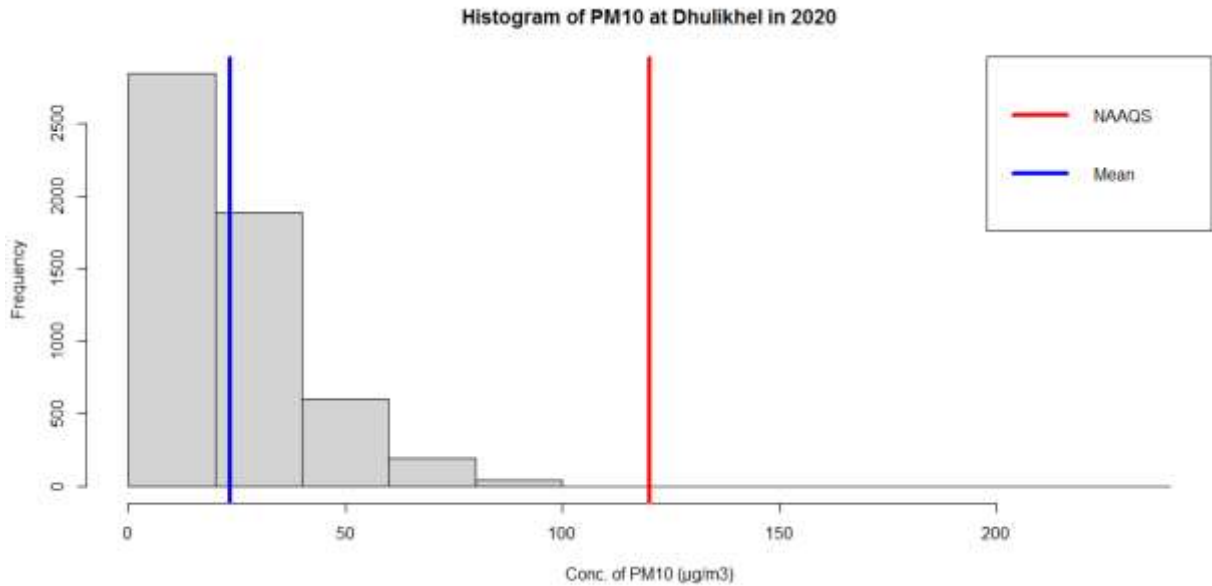


Figure 121 : Histogram for the ambient concentration of PM₁₀.

Daily average of PM₁₀:

Daily average concentration of PM₁₀ was high during April and was found low during July .

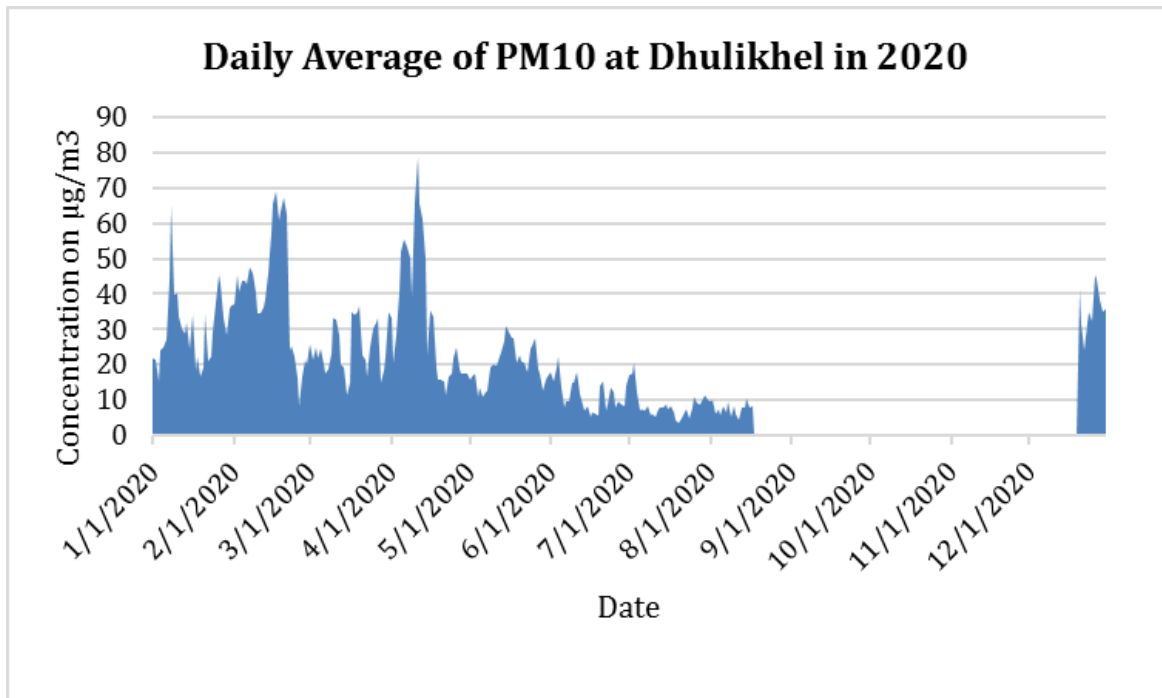


Figure 122: Daily average of PM₁₀

Monthly average of PM₁₀

The highest and the lowest concentration of PM_{2.5} was found during February and August respectively. The mean value for those months were found to be 40.58 and 7.63 µg/m³ respectively.

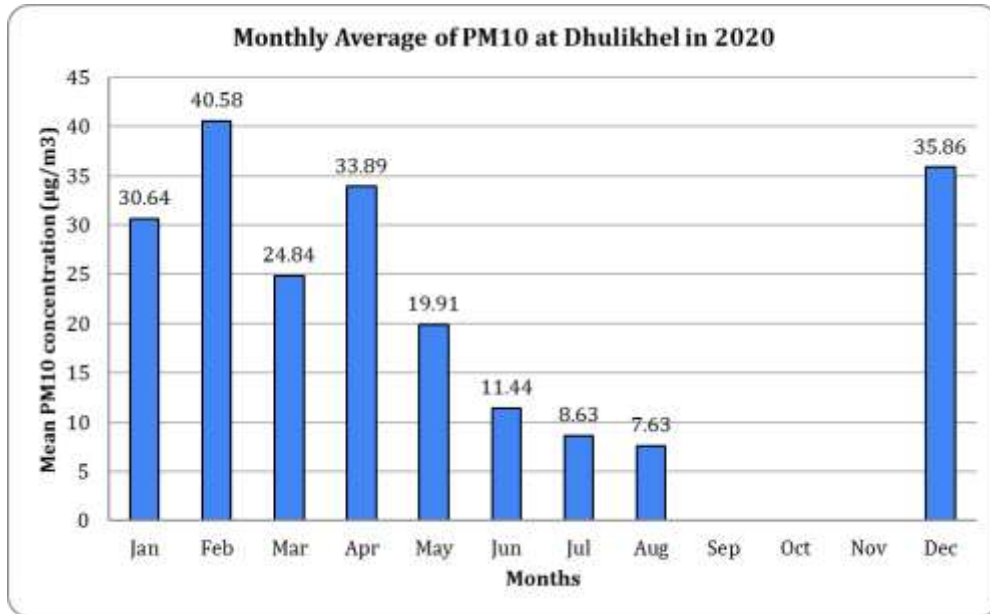


Figure 123: Monthly average of Pm₁₀

Monthly Variation of PM10

Variation in concentration of PM₁₀ was found more during April and less during July.

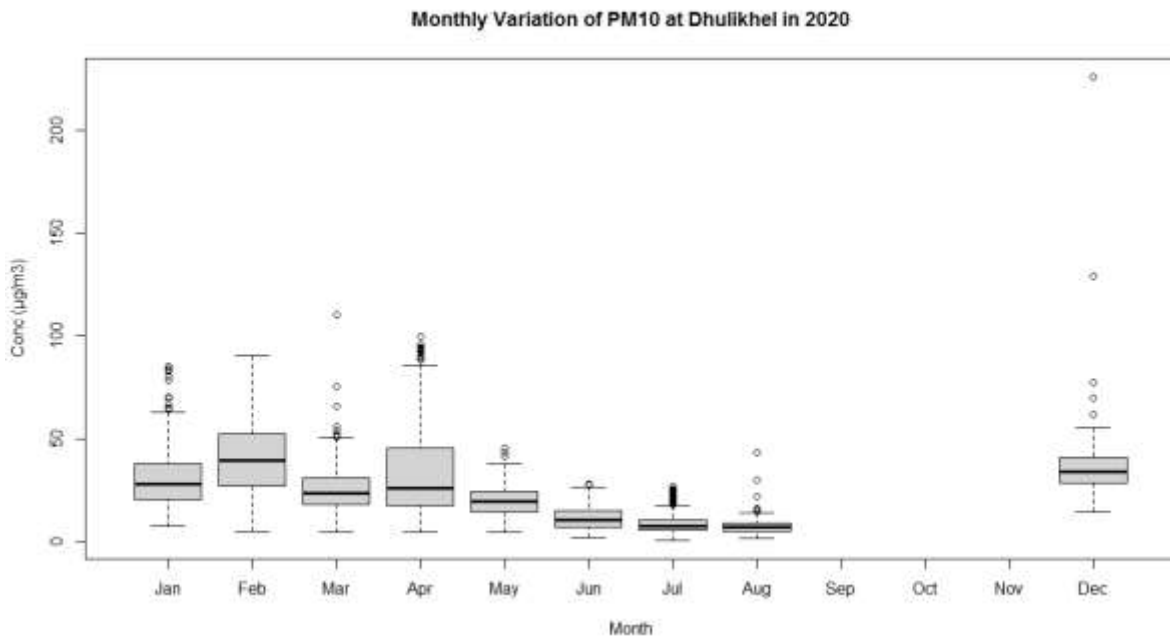


Figure 124: Monthly Variation of PM₁₀

Seasonal variation of average PM₁₀ concentration:

Ambient concentration of average PM₁₀ during winter, pre-monsoon and monsoon (can be shown in the figure below. The concentration of PM₁₀ was found higher during winter (33.39 µg/m³) and low during monsoon season (9.23 µg/m³).

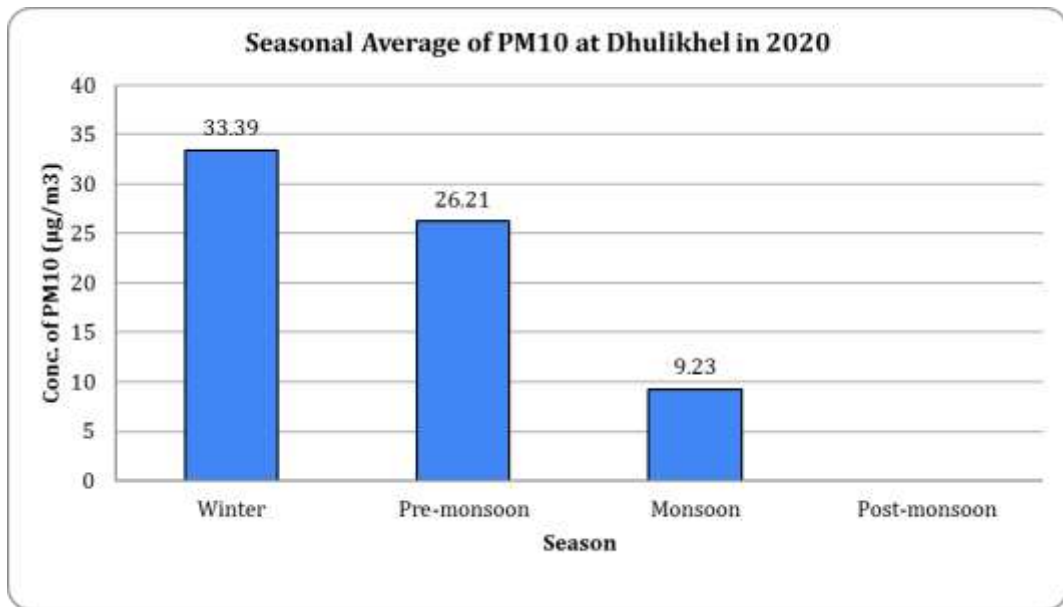


Figure 125: Seasonal variation of PM₁₀.

Diurnal variation of average PM₁₀ concentration

The diurnal variation of average PM_{2.5} concentrations can be shown in the figure below. The variation in PM_{2.5} concentrations was high at around 7-8 pm and low at 5-6 am.

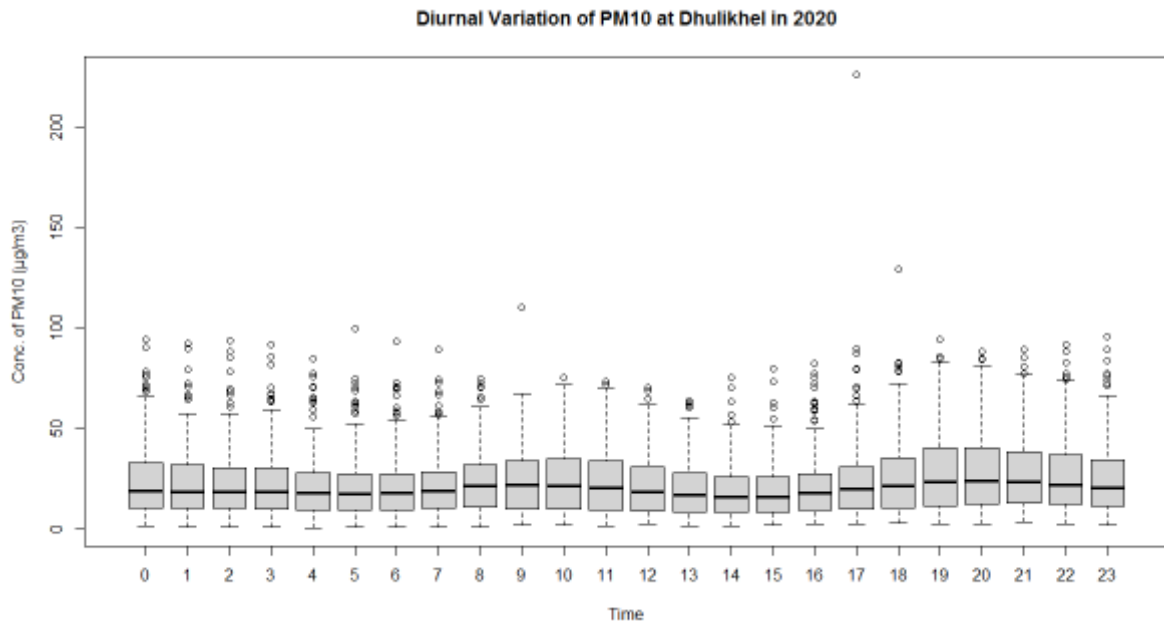


Figure 126: Diurnal variation of PM₁₀ concentration

Compliance status of PM₁₀

The total days of PM₁₀ monitored in the year 2020 counts 241 of which none of the days exceed the NAAQS guideline as shown in figure below.

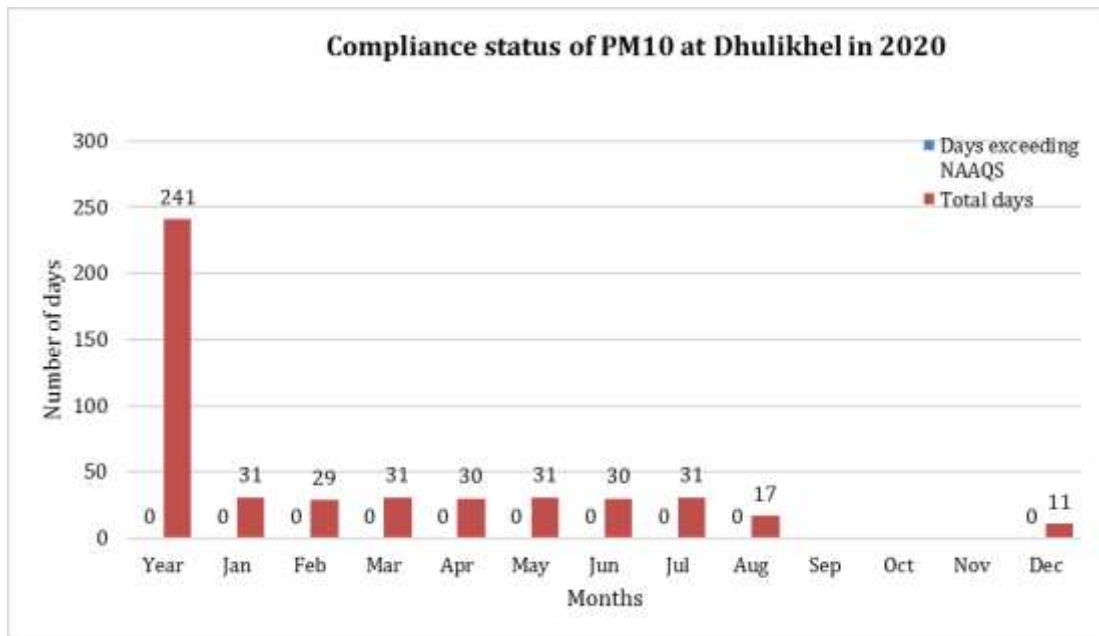


Figure 127: Compliance status of PM₁₀

2.5.5 Temporal variation of TSP

Annual average of TSP

The annual average of TSP at Dhulikhel station was found to be 24.1 $\mu\text{g}/\text{m}^3$. Histogram of hourly average TSP is shown in the figure below.

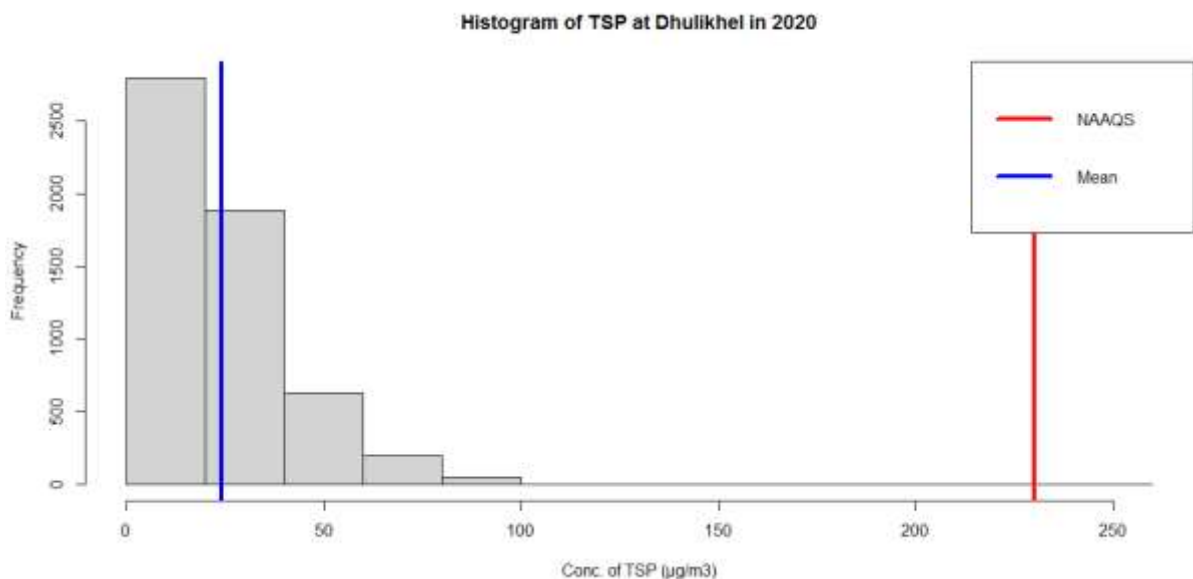


Figure 128 : Histogram for the ambient concentration of TSP

Daily average of TSP:

Daily average concentration of PM_{2.5} was high during April and was found low during July .

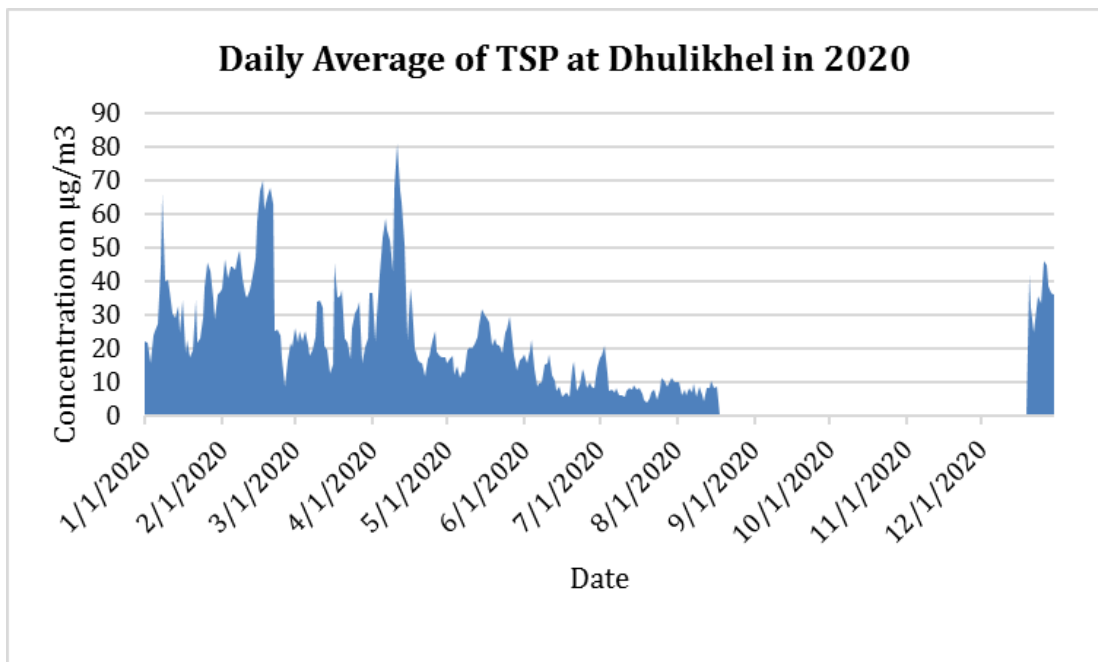


Figure 129: Daily average of TSP

Monthly average of TSP

The highest and the lowest concentration of PM_{2.5} was found during February and August respectively. The mean value for those months were found to be 42.44 and 7.71 µg/m³ respectively.

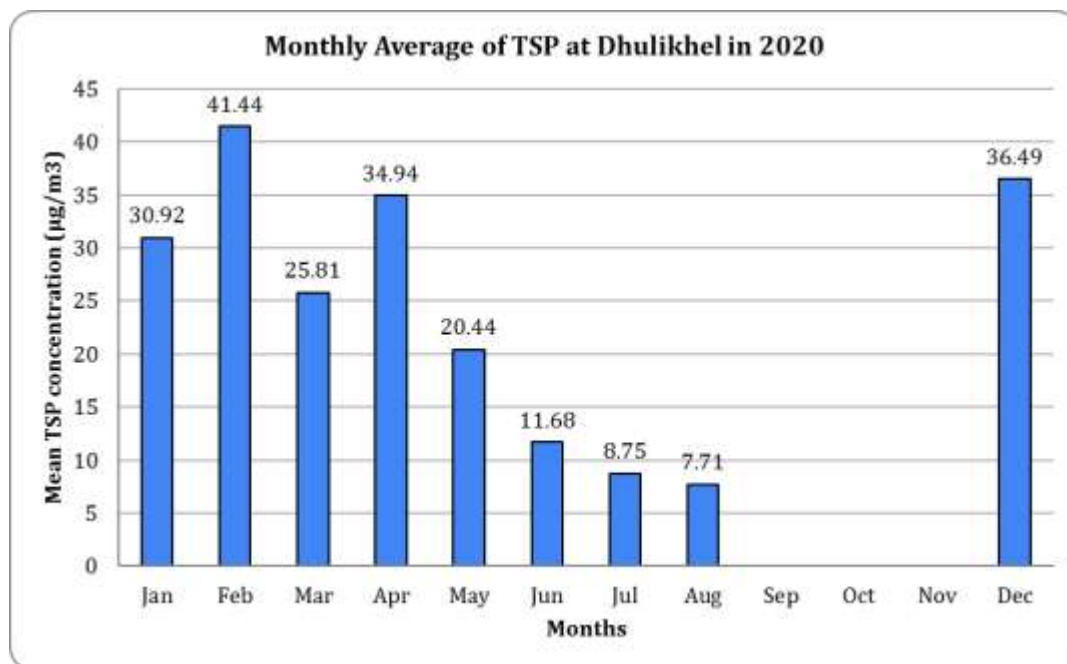


Figure 130: Monthly Average of TSP

Monthly Variation of TSP

Variation in concentration of PM_{2.5} was found more during April and less during August.

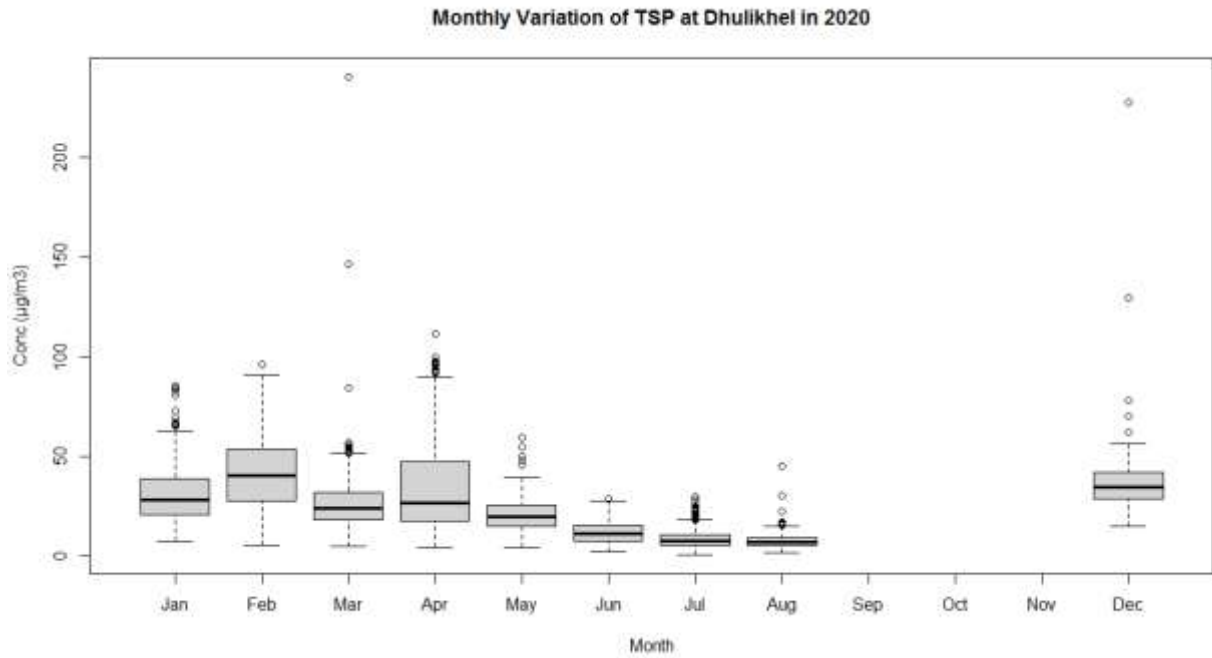


Figure 131: Monthly Variation of TSP.

Seasonal variation of average TSP concentration

Ambient concentration of average TSP during winter, pre-monsoon and monsoon (can be shown in the figure below. The concentration of TSP was found higher during winter ($34.2 \mu\text{g}/\text{m}^3$) and low during monsoon season ($9.38 \mu\text{g}/\text{m}^3$).

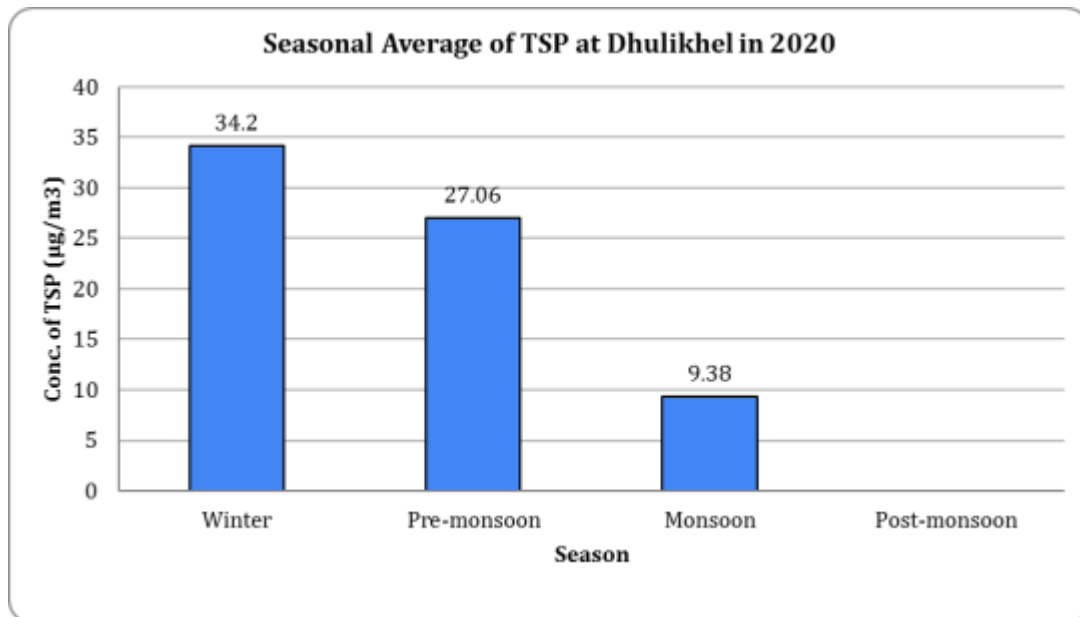


Figure 132: Seasonal variation of TSP

Diurnal variation of average TSP concentration

The diurnal variation of average TSP concentrations can be shown in the figure below. The variation in TSP concentrations was high at around 7-8 pm and low at 5-6 am.

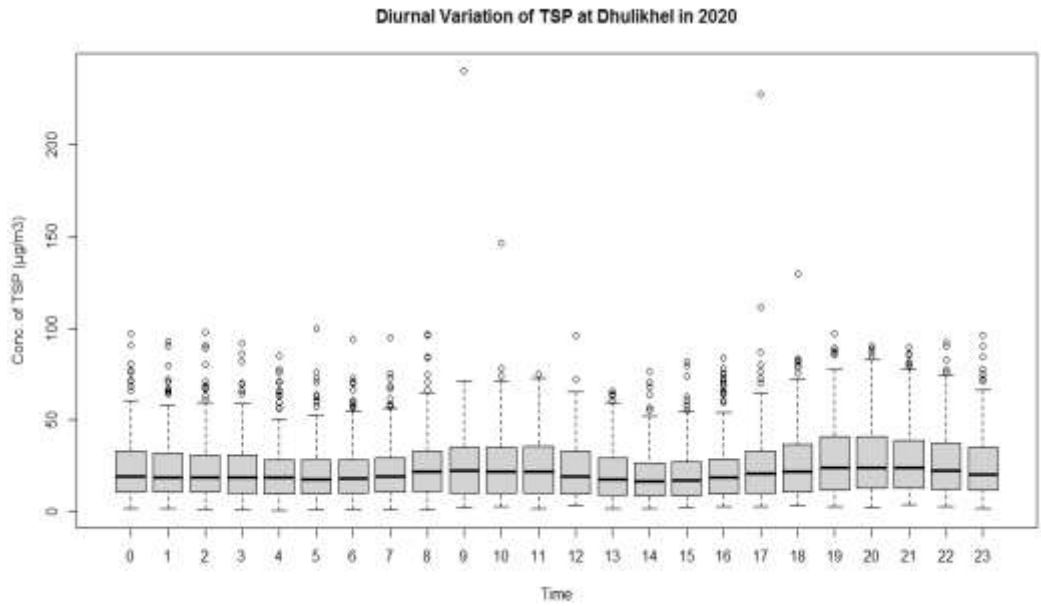


Figure 133: Diurnal Variation of TSP

Compliance status of TSP

The total days of TSP monitored in the year 2020 counts 241 of which none of the days exceed the NAAQS guideline as shown in figure below.

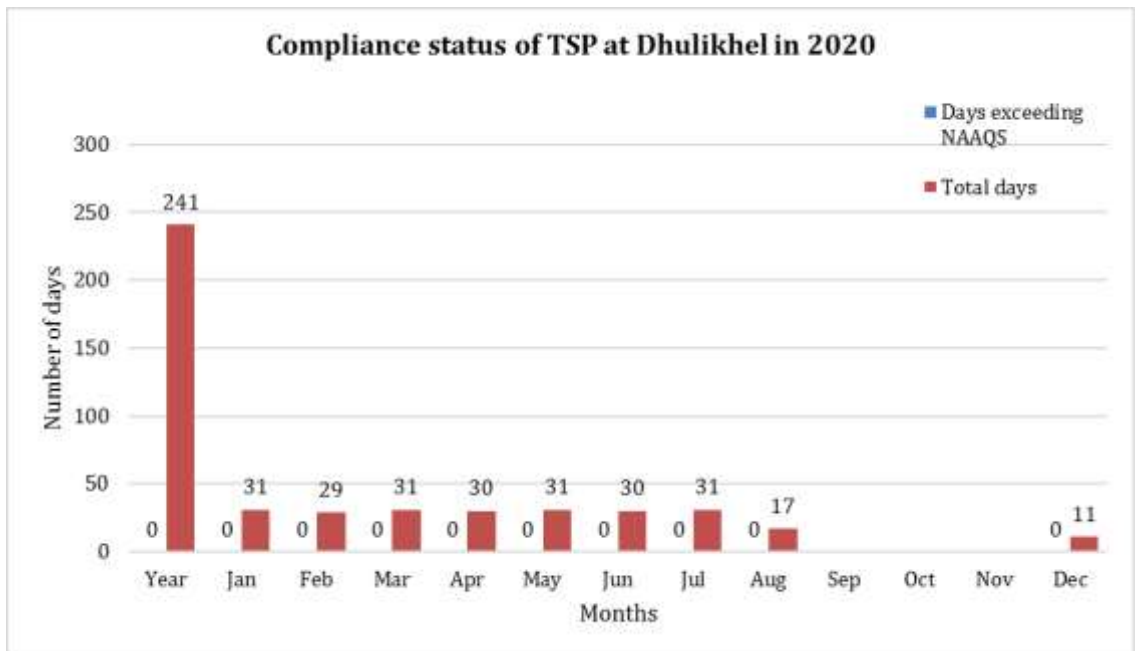


Figure 134: Compliance status of TSP

Annex

PM1 daily

Date	Value	Date	value	Date	value	Date	value	Date	value
1/1/2016		1/1/2017	21.69	1/1/2018	24.62	1/1/2019	29.69	1/1/2020	19.95
1/2/2016		1/2/2017	9.53	1/2/2018	14.99	1/2/2019	26.68	1/2/2020	20.11
1/3/2016		1/3/2017	11.51	1/3/2018	19.94	1/3/2019	27.45	1/3/2020	14.74
1/4/2016		1/4/2017	11.87	1/4/2018	18.82	1/4/2019	27.61	1/4/2020	22.68
1/5/2016		1/5/2017	14.91	1/5/2018	23.50	1/5/2019	37.13	1/5/2020	23.03
1/6/2016		1/6/2017	18.12	1/6/2018	25.10	1/6/2019	33.85	1/6/2020	25.85
1/7/2016		1/7/2017	20.84	1/7/2018	20.11	1/7/2019	23.06	1/7/2020	41.55
1/8/2016		1/8/2017	25.22	1/8/2018	24.77	1/8/2019	21.66	1/8/2020	61.06
1/9/2016		1/9/2017	24.83	1/9/2018	39.16	1/9/2019	31.14	1/9/2020	38.09
1/10/2016		1/10/2017	31.80	1/10/2018	47.64	1/10/2019	42.30	1/10/2020	38.33
1/11/2016		1/11/2017	35.05	1/11/2018	42.15	1/11/2019	55.37	1/11/2020	31.92
1/12/2016		1/12/2017	41.43	1/12/2018	44.86	1/12/2019	57.31	1/12/2020	28.26
1/13/2016		1/13/2017	40.76	1/13/2018	33.92	1/13/2019	46.29	1/13/2020	27.09
1/14/2016		1/14/2017	43.15	1/14/2018	31.78	1/14/2019	34.58	1/14/2020	29.07
1/15/2016		1/15/2017	38.60	1/15/2018	28.77	1/15/2019	35.02	1/15/2020	23.08
1/16/2016		1/16/2017	31.75	1/16/2018	29.16	1/16/2019	49.07	1/16/2020	32.10
1/17/2016		1/17/2017	26.50	1/17/2018	32.52	1/17/2019	41.49	1/17/2020	18.13
1/18/2016		1/18/2017	25.60	1/18/2018	38.38	1/18/2019	37.26	1/18/2020	20.86
1/19/2016		1/19/2017	18.69	1/19/2018	39.97	1/19/2019	40.39	1/19/2020	15.93
1/20/2016		1/20/2017	15.99	1/20/2018	39.66	1/20/2019	35.16	1/20/2020	17.84
1/21/2016		1/21/2017	24.28	1/21/2018	38.05	1/21/2019	33.45	1/21/2020	31.30
1/22/2016		1/22/2017	40.38	1/22/2018	37.36	1/22/2019	36.42	1/22/2020	18.90
1/23/2016		1/23/2017	35.36	1/23/2018	37.39	1/23/2019	20.17	1/23/2020	20.31
1/24/2016		1/24/2017	39.45	1/24/2018	36.53	1/24/2019	18.39	1/24/2020	28.07
1/25/2016		1/25/2017	32.52	1/25/2018	28.99	1/25/2019	17.24	1/25/2020	35.66
1/26/2016		1/26/2017	31.02	1/26/2018	36.96	1/26/2019	18.18	1/26/2020	43.73
1/27/2016		1/27/2017	28.20	1/27/2018	35.12	1/27/2019	18.78	1/27/2020	40.59
1/28/2016		1/28/2017	13.12	1/28/2018	38.79	1/28/2019	22.42	1/28/2020	30.91
1/29/2016		1/29/2017	24.80	1/29/2018	59.10	1/29/2019	25.76	1/29/2020	25.85
1/30/2016		1/30/2017	35.80	1/30/2018	61.30	1/30/2019	26.21	1/30/2020	33.08
1/31/2016		1/31/2017	45.20	1/31/2018	73.62	1/31/2019	34.63	1/31/2020	34.13
2/1/2016		2/1/2017	47.09	2/1/2018	70.63	2/1/2019	40.36	2/1/2020	34.80
2/2/2016		2/2/2017	53.20	2/2/2018	66.26	2/2/2019	41.49	2/2/2020	42.35
2/3/2016		2/3/2017	42.95	2/3/2018	66.10	2/3/2019	30.51	2/3/2020	37.86
2/4/2016		2/4/2017	40.43	2/4/2018	34.44	2/4/2019	30.28	2/4/2020	39.68
2/5/2016		2/5/2017	42.54	2/5/2018	43.57	2/5/2019	44.90	2/5/2020	40.65

2/6/2016		2/6/2017	34.44	2/6/2018	32.59	2/6/2019	45.43	2/6/2020	40.14
2/7/2016		2/7/2017	36.31	2/7/2018	31.05	2/7/2019	29.28	2/7/2020	44.49
2/8/2016		2/8/2017	37.15	2/8/2018	25.19	2/8/2019	16.90	2/8/2020	41.64
2/9/2016		2/9/2017	36.09	2/9/2018	19.75	2/9/2019	8.15	2/9/2020	36.87
2/10/2016		2/10/2017	29.55	2/10/2018	24.07	2/10/2019	16.13	2/10/2020	31.42
2/11/2016		2/11/2017	31.52	2/11/2018	32.94	2/11/2019	25.46	2/11/2020	31.13
2/12/2016		2/12/2017	40.44	2/12/2018	50.06	2/12/2019	33.27	2/12/2020	32.41
2/13/2016		2/13/2017	37.03	2/13/2018	45.92	2/13/2019	34.84	2/13/2020	34.28
2/14/2016		2/14/2017	38.69	2/14/2018	26.39	2/14/2019	43.80	2/14/2020	41.37
2/15/2016		2/15/2017	50.15	2/15/2018	42.37	2/15/2019	39.88	2/15/2020	52.75
2/16/2016		2/16/2017	47.61	2/16/2018	55.31	2/16/2019	18.29	2/16/2020	60.57
2/17/2016		2/17/2017	53.81	2/17/2018	48.59	2/17/2019	17.41	2/17/2020	63.96
2/18/2016		2/18/2017	57.21	2/18/2018	54.50	2/18/2019	28.18	2/18/2020	56.16
2/19/2016		2/19/2017	57.09	2/19/2018	58.66	2/19/2019	32.46	2/19/2020	58.83
2/20/2016		2/20/2017	52.52	2/20/2018	59.74	2/20/2019	31.82	2/20/2020	62.46
2/21/2016		2/21/2017	33.67	2/21/2018	53.71	2/21/2019	32.46	2/21/2020	58.74
2/22/2016		2/22/2017	32.27	2/22/2018	52.84	2/22/2019	20.34	2/22/2020	23.08
2/23/2016		2/23/2017	39.77	2/23/2018	60.35	2/23/2019	21.17	2/23/2020	23.51
2/24/2016		2/24/2017	42.05	2/24/2018	53.41	2/24/2019	22.87	2/24/2020	20.28
2/25/2016		2/25/2017	60.67	2/25/2018	21.94	2/25/2019	13.67	2/25/2020	14.24
2/26/2016		2/26/2017	62.48	2/26/2018	60.76	2/26/2019	16.57	2/26/2020	7.89
2/27/2016		2/27/2017	60.75	2/27/2018	52.75	2/27/2019	15.82	2/27/2020	15.00
2/28/2016		2/28/2017	64.59	2/28/2018	53.07	2/28/2019	11.45	2/28/2020	19.14
2/29/2016		3/1/2017	64.18	3/1/2018	52.21	3/1/2019	16.80	2/29/2020	18.70
3/1/2016		3/2/2017	30.25	3/2/2018	23.32	3/2/2019		3/1/2020	23.41
3/2/2016		3/3/2017	17.60	3/3/2018	37.20	3/3/2019		3/2/2020	19.36
3/3/2016		3/4/2017	19.06	3/4/2018	22.93	3/4/2019		3/3/2020	20.75
3/4/2016		3/5/2017	20.59	3/5/2018	21.34	3/5/2019		3/4/2020	18.80
3/5/2016		3/6/2017	31.15	3/6/2018	34.25	3/6/2019		3/5/2020	21.18
3/6/2016		3/7/2017	37.46	3/7/2018	51.59	3/7/2019		3/6/2020	18.17
3/7/2016		3/8/2017	38.88	3/8/2018	45.89	3/8/2019		3/7/2020	16.23
3/8/2016		3/9/2017	35.83	3/9/2018	45.04	3/9/2019		3/8/2020	15.78
3/9/2016		3/10/2017	25.59	3/10/2018	43.70	3/10/2019		3/9/2020	20.65
3/10/2016		3/11/2017	12.00	3/11/2018	40.82	3/11/2019		3/10/2020	29.92
3/11/2016		3/12/2017	12.48	3/12/2018	48.79	3/12/2019		3/11/2020	28.13
3/12/2016		3/13/2017	22.67	3/13/2018	52.21	3/13/2019		3/12/2020	21.48
3/13/2016		3/14/2017	36.32	3/14/2018	36.73	3/14/2019		3/13/2020	17.47
3/14/2016		3/15/2017	32.75	3/15/2018	15.18	3/15/2019		3/14/2020	18.01
3/15/2016		3/16/2017	40.10	3/16/2018		3/16/2019		3/15/2020	10.24
3/16/2016		3/17/2017	26.77	3/17/2018		3/17/2019		3/16/2020	12.66

3/17/2016		3/18/2017	19.87	3/18/2018		3/18/2019		3/17/2020	24.27
3/18/2016		3/19/2017	31.07	3/19/2018		3/19/2019		3/18/2020	29.75
3/19/2016		3/20/2017	38.92	3/20/2018		3/20/2019	33.33	3/19/2020	30.61
3/20/2016		3/21/2017	37.39	3/21/2018	64.62	3/21/2019	16.25	3/20/2020	32.47
3/21/2016		3/22/2017	45.00	3/22/2018	62.71	3/22/2019	19.06	3/21/2020	20.76
3/22/2016		3/23/2017	46.86	3/23/2018	42.39	3/23/2019	40.81	3/22/2020	19.66
3/23/2016		3/24/2017	41.64	3/24/2018	53.04	3/24/2019	72.30	3/23/2020	14.82
3/24/2016		3/25/2017	28.31	3/25/2018	71.14	3/25/2019	74.87	3/24/2020	22.10
3/25/2016		3/26/2017	52.42	3/26/2018	74.70	3/26/2019	18.73	3/25/2020	28.32
3/26/2016		3/27/2017	45.75	3/27/2018	66.87	3/27/2019	13.02	3/26/2020	29.50
3/27/2016		3/28/2017	48.16	3/28/2018	74.88	3/28/2019	26.31	3/27/2020	30.08
3/28/2016		3/29/2017	48.01	3/29/2018	30.73	3/29/2019	44.13	3/28/2020	12.54
3/29/2016		3/30/2017	34.55	3/30/2018	21.37	3/30/2019	52.89	3/29/2020	16.26
3/30/2016		3/31/2017	47.93	3/31/2018	19.59	3/31/2019	38.28	3/30/2020	19.19
3/31/2016		4/1/2017	30.12	4/1/2018	28.55	4/1/2019	12.24	3/31/2020	30.46
4/1/2016		4/2/2017	14.63	4/2/2018	35.88	4/2/2019	16.33	4/1/2020	27.92
4/2/2016		4/3/2017	18.90	4/3/2018	31.83	4/3/2019	28.06	4/2/2020	16.79
4/3/2016		4/4/2017	30.61	4/4/2018	31.60	4/4/2019	40.39	4/3/2020	22.81
4/4/2016		4/5/2017	37.57	4/5/2018	20.10	4/5/2019	53.85	4/4/2020	35.40
4/5/2016		4/6/2017	30.70	4/6/2018	25.93	4/6/2019	29.08	4/5/2020	47.27
4/6/2016		4/7/2017	19.96	4/7/2018	27.47	4/7/2019	11.35	4/6/2020	51.15
4/7/2016		4/8/2017	14.42	4/8/2018	26.54	4/8/2019	21.57	4/7/2020	47.04
4/8/2016		4/9/2017	16.92	4/9/2018	29.00	4/9/2019	19.96	4/8/2020	43.01
4/9/2016		4/10/2017	36.29	4/10/2018	26.54	4/10/2019	21.91	4/9/2020	29.82
4/10/2016		4/11/2017	70.31	4/11/2018	20.61	4/11/2019	24.07	4/10/2020	57.98
4/11/2016		4/12/2017	72.29	4/12/2018	22.89	4/12/2019	25.40	4/11/2020	74.02
4/12/2016		4/13/2017	76.35	4/13/2018	17.20	4/13/2019	29.62	4/12/2020	61.35
4/13/2016		4/14/2017	67.69	4/14/2018	19.41	4/14/2019	25.82	4/13/2020	56.39
4/14/2016		4/15/2017	35.48	4/15/2018	34.25	4/15/2019	23.23	4/14/2020	45.79
4/15/2016		4/16/2017	29.85	4/16/2018	41.45	4/16/2019	22.05	4/15/2020	20.97
4/16/2016		4/17/2017	33.15	4/17/2018	30.77	4/17/2019	13.91	4/16/2020	32.48
4/17/2016		4/18/2017	31.44	4/18/2018	30.12	4/18/2019	21.60	4/17/2020	31.10
4/18/2016		4/19/2017	37.03	4/19/2018	28.94	4/19/2019	14.15	4/18/2020	16.13
4/19/2016		4/20/2017	24.36	4/20/2018	22.16	4/20/2019	20.67	4/19/2020	12.18
4/20/2016		4/21/2017	27.65	4/21/2018	17.20	4/21/2019	32.85	4/20/2020	13.31
4/21/2016		4/22/2017	32.44	4/22/2018	22.81	4/22/2019	44.38	4/21/2020	12.07
4/22/2016		4/23/2017	13.46	4/23/2018	40.02	4/23/2019	35.58	4/22/2020	10.42
4/23/2016		4/24/2017	26.80	4/24/2018	45.35	4/24/2019	36.02	4/23/2020	15.94
4/24/2016		4/25/2017	18.79	4/25/2018	44.78	4/25/2019	31.53	4/24/2020	16.76
4/25/2016		4/26/2017	19.91	4/26/2018	45.70	4/26/2019	31.46	4/25/2020	21.15

4/26/2016		4/27/2017	24.61	4/27/2018	32.74	4/27/2019	36.96	4/26/2020	23.85
4/27/2016		4/28/2017	29.10	4/28/2018	28.97	4/28/2019	31.54	4/27/2020	17.83
4/28/2016		4/29/2017	25.12	4/29/2018	26.99	4/29/2019	31.70	4/28/2020	16.64
4/29/2016		4/30/2017	21.78	4/30/2018	20.94	4/30/2019	28.25	4/29/2020	16.58
4/30/2016		5/1/2017	19.22	5/1/2018	19.94	5/1/2019	19.70	4/30/2020	16.59
5/1/2016		5/2/2017	14.63	5/2/2018	22.56	5/2/2019	14.76	5/1/2020	15.09
5/2/2016		5/3/2017	20.33	5/3/2018	20.09	5/3/2019	20.05	5/2/2020	15.94
5/3/2016		5/4/2017	27.36	5/4/2018	26.23	5/4/2019	15.01	5/3/2020	16.08
5/4/2016		5/5/2017		5/5/2018	19.75	5/5/2019	10.66	5/4/2020	9.61
5/5/2016		5/6/2017	36.81	5/6/2018	25.95	5/6/2019	14.15	5/5/2020	12.10
5/6/2016		5/7/2017	35.03	5/7/2018	30.33	5/7/2019	18.85	5/6/2020	9.47
5/7/2016		5/8/2017	38.55	5/8/2018	20.07	5/8/2019	19.75	5/7/2020	11.21
5/8/2016		5/9/2017	19.32	5/9/2018	13.79	5/9/2019	19.61	5/8/2020	11.43
5/9/2016		5/10/2017	17.01	5/10/2018	13.78	5/10/2019	14.28	5/9/2020	17.80
5/10/2016		5/11/2017	20.91	5/11/2018	20.80	5/11/2019	12.82	5/10/2020	18.36
5/11/2016		5/12/2017	24.79	5/12/2018	27.34	5/12/2019	7.56	5/11/2020	18.17
5/12/2016		5/13/2017	18.96	5/13/2018	30.60	5/13/2019	10.46	5/12/2020	19.74
5/13/2016		5/14/2017	17.27	5/14/2018	10.98	5/14/2019	11.88	5/13/2020	21.44
5/14/2016		5/15/2017	19.00	5/15/2018	13.52	5/15/2019	10.16	5/14/2020	23.98
5/15/2016		5/16/2017	19.92	5/16/2018	21.33	5/16/2019	8.64	5/15/2020	28.92
5/16/2016		5/17/2017	17.90	5/17/2018	17.28	5/17/2019	10.39	5/16/2020	25.98
5/17/2016		5/18/2017	15.55	5/18/2018	24.00	5/18/2019	4.45	5/17/2020	23.28
5/18/2016		5/19/2017	18.34	5/19/2018	18.51	5/19/2019	3.77	5/18/2020	24.80
5/19/2016		5/20/2017	21.80	5/20/2018	21.03	5/20/2019	5.71	5/19/2020	18.89
5/20/2016		5/21/2017	24.84	5/21/2018	23.94	5/21/2019	5.98	5/20/2020	20.86
5/21/2016		5/22/2017	21.10	5/22/2018	22.95	5/22/2019	5.64	5/21/2020	19.41
5/22/2016		5/23/2017	18.73	5/23/2018	22.99	5/23/2019	4.86	5/22/2020	18.87
5/23/2016		5/24/2017	21.27	5/24/2018	19.42	5/24/2019	5.05	5/23/2020	16.73
5/24/2016		5/25/2017	21.75	5/25/2018	25.80	5/25/2019	3.59	5/24/2020	21.08
5/25/2016		5/26/2017	25.32	5/26/2018	30.94	5/26/2019	1.74	5/25/2020	21.13
5/26/2016		5/27/2017	12.56	5/27/2018	28.10	5/27/2019	1.94	5/26/2020	21.02
5/27/2016		5/28/2017	13.79	5/28/2018	19.18	5/28/2019	2.04	5/27/2020	16.44
5/28/2016		5/29/2017	14.69	5/29/2018	24.39	5/29/2019	3.86	5/28/2020	15.48
5/29/2016		5/30/2017	17.86	5/30/2018	21.59	5/30/2019	4.77	5/29/2020	10.41
5/30/2016		5/31/2017	16.92	5/31/2018	21.65	5/31/2019	3.33	5/30/2020	13.69
5/31/2016		6/1/2017	17.75	6/1/2018	19.62	6/1/2019	2.39	5/31/2020	14.16
6/1/2016		6/2/2017	16.21	6/2/2018	16.69	6/2/2019	2.22	6/1/2020	14.82
6/2/2016		6/3/2017	24.44	6/3/2018	22.46	6/3/2019	2.11	6/2/2020	12.31
6/3/2016		6/4/2017	24.77	6/4/2018	16.35	6/4/2019	1.46	6/3/2020	16.50
6/4/2016		6/5/2017	23.40	6/5/2018	11.55	6/5/2019	0.78	6/4/2020	20.37

6/5/2016		6/6/2017	16.57	6/6/2018	10.39	6/6/2019	0.20	6/5/2020	12.45
6/6/2016		6/7/2017	17.49	6/7/2018	11.73	6/7/2019	0.17	6/6/2020	7.22
6/7/2016		6/8/2017	19.52	6/8/2018	15.31	6/8/2019	0.14	6/7/2020	8.75
6/8/2016		6/9/2017	15.87	6/9/2018	15.63	6/9/2019	0.14	6/8/2020	8.27
6/9/2016		6/10/2017	15.04	6/10/2018	7.11	6/10/2019	0.13	6/9/2020	13.48
6/10/2016		6/11/2017	16.24	6/11/2018	8.74	6/11/2019	0.13	6/10/2020	13.36
6/11/2016		6/12/2017	17.26	6/12/2018	12.61	6/12/2019	0.13	6/11/2020	16.11
6/12/2016		6/13/2017	17.22	6/13/2018	21.01	6/13/2019	0.12	6/12/2020	10.96
6/13/2016		6/14/2017	18.63	6/14/2018	15.19	6/14/2019	0.15	6/13/2020	8.84
6/14/2016		6/15/2017	18.71	6/15/2018	12.83	6/15/2019	0.14	6/14/2020	6.20
6/15/2016		6/16/2017	20.33	6/16/2018	16.23	6/16/2019	0.15	6/15/2020	7.65
6/16/2016		6/17/2017	16.31	6/17/2018	17.89	6/17/2019	0.19	6/16/2020	4.35
6/17/2016		6/18/2017	16.70	6/18/2018	18.71	6/18/2019	0.42	6/17/2020	5.79
6/18/2016		6/19/2017	17.17	6/19/2018	17.06	6/19/2019	0.25	6/18/2020	5.35
6/19/2016		6/20/2017	22.18	6/20/2018	19.93	6/20/2019	0.17	6/19/2020	4.89
6/20/2016		6/21/2017	13.09	6/21/2018	21.63	6/21/2019	0.17	6/20/2020	13.08
6/21/2016		6/22/2017	9.81	6/22/2018	22.34	6/22/2019		6/21/2020	13.13
6/22/2016		6/23/2017	14.05	6/23/2018	26.32	6/23/2019		6/22/2020	6.09
6/23/2016		6/24/2017	8.03	6/24/2018	23.37	6/24/2019		6/23/2020	7.01
6/24/2016		6/25/2017	7.53	6/25/2018	18.52	6/25/2019		6/24/2020	10.80
6/25/2016		6/26/2017	5.91	6/26/2018	19.73	6/26/2019		6/25/2020	11.42
6/26/2016		6/27/2017	8.43	6/27/2018	9.01	6/27/2019		6/26/2020	6.86
6/27/2016		6/28/2017	6.72	6/28/2018	4.56	6/28/2019		6/27/2020	8.65
6/28/2016		6/29/2017	7.46	6/29/2018	8.44	6/29/2019		6/28/2020	8.14
6/29/2016		6/30/2017	7.67	6/30/2018	8.25	6/30/2019		6/29/2020	7.26
6/30/2016		7/1/2017	8.42	7/1/2018	8.95	7/1/2019		6/30/2020	11.68
7/1/2016		7/2/2017	6.66	7/2/2018	4.39	7/2/2019		7/1/2020	14.17
7/2/2016		7/3/2017	5.65	7/3/2018	10.86	7/3/2019		7/2/2020	15.44
7/3/2016		7/4/2017	3.58	7/4/2018	14.45	7/4/2019		7/3/2020	17.86
7/4/2016		7/5/2017	4.51	7/5/2018	10.58	7/5/2019		7/4/2020	11.39
7/5/2016		7/6/2017	6.64	7/6/2018	10.58	7/6/2019		7/5/2020	6.41
7/6/2016		7/7/2017	5.58	7/7/2018	11.67	7/7/2019		7/6/2020	6.67
7/7/2016		7/8/2017	6.09	7/8/2018	9.62	7/8/2019		7/7/2020	6.02
7/8/2016		7/9/2017	6.30	7/9/2018	9.00	7/9/2019		7/8/2020	7.37
7/9/2016		7/10/2017	6.13	7/10/2018	9.16	7/10/2019		7/9/2020	5.45
7/10/2016		7/11/2017	5.19	7/11/2018	6.43	7/11/2019		7/10/2020	5.64
7/11/2016		7/12/2017	5.76	7/12/2018	4.88	7/12/2019		7/11/2020	4.88
7/12/2016		7/13/2017	8.94	7/13/2018	4.89	7/13/2019		7/12/2020	6.75
7/13/2016		7/14/2017	9.57	7/14/2018	4.22	7/14/2019		7/13/2020	7.37
7/14/2016		7/15/2017	9.19	7/15/2018	5.33	7/15/2019		7/14/2020	7.06

7/15/2016		7/16/2017	6.33	7/16/2018	6.40	7/16/2019		7/15/2020	8.11
7/16/2016		7/17/2017	6.54	7/17/2018	8.80	7/17/2019		7/16/2020	7.22
7/17/2016		7/18/2017	5.77	7/18/2018	5.77	7/18/2019		7/17/2020	7.49
7/18/2016		7/19/2017	6.14	7/19/2018	4.60	7/19/2019		7/18/2020	6.12
7/19/2016		7/20/2017	4.67	7/20/2018	5.73	7/20/2019		7/19/2020	4.10
7/20/2016		7/21/2017	5.25	7/21/2018	8.18	7/21/2019		7/20/2020	3.07
7/21/2016		7/22/2017	3.06	7/22/2018	7.57	7/22/2019		7/21/2020	4.72
7/22/2016		7/23/2017	4.02	7/23/2018	6.29	7/23/2019		7/22/2020	6.14
7/23/2016		7/24/2017	4.05	7/24/2018	7.35	7/24/2019		7/23/2020	7.06
7/24/2016		7/25/2017	5.64	7/25/2018	4.72	7/25/2019		7/24/2020	4.33
7/25/2016		7/26/2017	4.17	7/26/2018	4.83	7/26/2019		7/25/2020	7.19
7/26/2016		7/27/2017	5.11	7/27/2018	5.90	7/27/2019		7/26/2020	10.27
7/27/2016		7/28/2017	9.26	7/28/2018	6.06	7/28/2019		7/27/2020	8.22
7/28/2016		7/29/2017		7/29/2018	5.95	7/29/2019		7/28/2020	8.04
7/29/2016		7/30/2017		7/30/2018	5.81	7/30/2019		7/29/2020	8.95
7/30/2016		7/31/2017		7/31/2018	5.13	7/31/2019		7/30/2020	10.51
7/31/2016		8/1/2017		8/1/2018	5.29	8/1/2019		7/31/2020	9.40
8/1/2016		8/2/2017		8/2/2018	6.02	8/2/2019		8/1/2020	8.75
8/2/2016		8/3/2017		8/3/2018	5.97	8/3/2019		8/2/2020	8.73
8/3/2016		8/4/2017		8/4/2018	6.14	8/4/2019		8/3/2020	5.26
8/4/2016		8/5/2017		8/5/2018	12.91	8/5/2019		8/4/2020	6.41
8/5/2016		8/6/2017		8/6/2018	5.24	8/6/2019		8/5/2020	5.18
8/6/2016		8/7/2017		8/7/2018	4.55	8/7/2019		8/6/2020	7.61
8/7/2016		8/8/2017		8/8/2018	6.62	8/8/2019		8/7/2020	6.14
8/8/2016		8/9/2017		8/9/2018	10.77	8/9/2019		8/8/2020	8.88
8/9/2016		8/10/2017		8/10/2018	7.12	8/10/2019		8/9/2020	5.11
8/10/2016		8/11/2017		8/11/2018	9.32	8/11/2019		8/10/2020	7.92
8/11/2016		8/12/2017		8/12/2018	5.65	8/12/2019		8/11/2020	5.59
8/12/2016		8/13/2017		8/13/2018	8.58	8/13/2019		8/12/2020	4.00
8/13/2016		8/14/2017		8/14/2018	3.49	8/14/2019		8/13/2020	7.17
8/14/2016		8/15/2017		8/15/2018	6.16	8/15/2019		8/14/2020	7.17
8/15/2016		8/16/2017		8/16/2018	7.27	8/16/2019		8/15/2020	9.75
8/16/2016		8/17/2017		8/17/2018	4.68	8/17/2019		8/16/2020	7.20
8/17/2016		8/18/2017		8/18/2018	5.47	8/18/2019		8/17/2020	8.14
8/18/2016		8/19/2017		8/19/2018	9.60	8/19/2019		8/18/2020	
8/19/2016		8/20/2017		8/20/2018	5.79	8/20/2019		8/19/2020	
8/20/2016		8/21/2017		8/21/2018	4.81	8/21/2019		8/20/2020	
8/21/2016		8/22/2017		8/22/2018	9.70	8/22/2019		8/21/2020	
8/22/2016		8/23/2017		8/23/2018	5.90	8/23/2019		8/22/2020	
8/23/2016		8/24/2017		8/24/2018	6.49	8/24/2019		8/23/2020	

8/24/2016		8/25/2017		8/25/2018	6.99	8/25/2019		8/24/2020	
8/25/2016		8/26/2017		8/26/2018	4.89	8/26/2019		8/25/2020	
8/26/2016		8/27/2017		8/27/2018	4.84	8/27/2019		8/26/2020	
8/27/2016		8/28/2017		8/28/2018	4.45	8/28/2019		8/27/2020	
8/28/2016		8/29/2017		8/29/2018	6.10	8/29/2019		8/28/2020	
8/29/2016		8/30/2017		8/30/2018	8.01	8/30/2019		8/29/2020	
8/30/2016		8/31/2017		8/31/2018	5.32	8/31/2019		8/30/2020	
8/31/2016		9/1/2017		9/1/2018	6.74	9/1/2019		8/31/2020	
9/1/2016		9/2/2017		9/2/2018	6.91	9/2/2019		9/1/2020	
9/2/2016		9/3/2017		9/3/2018	11.52	9/3/2019		9/2/2020	
9/3/2016		9/4/2017		9/4/2018	9.81	9/4/2019		9/3/2020	
9/4/2016		9/5/2017		9/5/2018	10.75	9/5/2019		9/4/2020	
9/5/2016		9/6/2017		9/6/2018	9.77	9/6/2019		9/5/2020	
9/6/2016		9/7/2017		9/7/2018	4.84	9/7/2019		9/6/2020	
9/7/2016		9/8/2017		9/8/2018	7.16	9/8/2019		9/7/2020	
9/8/2016		9/9/2017		9/9/2018	11.10	9/9/2019		9/8/2020	
9/9/2016		9/10/2017		9/10/2018	9.27	9/10/2019		9/9/2020	
9/10/2016		9/11/2017		9/11/2018	11.24	9/11/2019		9/10/2020	
9/11/2016		9/12/2017		9/12/2018	8.96	9/12/2019		9/11/2020	
9/12/2016		9/13/2017		9/13/2018	11.13	9/13/2019		9/12/2020	
9/13/2016		9/14/2017		9/14/2018	11.52	9/14/2019		9/13/2020	
9/14/2016		9/15/2017		9/15/2018	13.58	9/15/2019		9/14/2020	
9/15/2016		9/16/2017		9/16/2018	18.17	9/16/2019		9/15/2020	
9/16/2016		9/17/2017		9/17/2018	13.99	9/17/2019		9/16/2020	
9/17/2016		9/18/2017		9/18/2018	14.69	9/18/2019		9/17/2020	
9/18/2016		9/19/2017		9/19/2018	15.86	9/19/2019		9/18/2020	
9/19/2016		9/20/2017		9/20/2018	14.97	9/20/2019		9/19/2020	
9/20/2016		9/21/2017		9/21/2018	7.62	9/21/2019		9/20/2020	
9/21/2016		9/22/2017		9/22/2018	8.30	9/22/2019		9/21/2020	
9/22/2016		9/23/2017		9/23/2018	9.50	9/23/2019		9/22/2020	
9/23/2016		9/24/2017		9/24/2018	14.83	9/24/2019		9/23/2020	
9/24/2016		9/25/2017		9/25/2018	21.61	9/25/2019		9/24/2020	
9/25/2016		9/26/2017		9/26/2018	19.19	9/26/2019		9/25/2020	
9/26/2016		9/27/2017		9/27/2018	17.27	9/27/2019		9/26/2020	
9/27/2016		9/28/2017		9/28/2018	21.29	9/28/2019		9/27/2020	
9/28/2016		9/29/2017		9/29/2018	21.02	9/29/2019		9/28/2020	
9/29/2016		9/30/2017		9/30/2018	24.13	9/30/2019		9/29/2020	
9/30/2016		10/1/2017		10/1/2018	25.23	10/1/2019		9/30/2020	
10/1/2016		10/2/2017		10/2/2018	24.50	10/2/2019		10/1/2020	
10/2/2016		10/3/2017		10/3/2018	26.17	10/3/2019		10/2/2020	

10/3/2016		10/4/2017	7.87	10/4/2018	23.85	10/4/2019		10/3/2020	
10/4/2016		10/5/2017	9.47	10/5/2018	24.98	10/5/2019		10/4/2020	
10/5/2016		10/6/2017	9.31	10/6/2018	20.36	10/6/2019		10/5/2020	
10/6/2016		10/7/2017	9.37	10/7/2018	21.47	10/7/2019		10/6/2020	
10/7/2016		10/8/2017	11.75	10/8/2018	19.99	10/8/2019		10/7/2020	
10/8/2016		10/9/2017	15.41	10/9/2018	22.79	10/9/2019		10/8/2020	
10/9/2016		10/10/2017	13.29	10/10/2018	26.55	10/10/2019		10/9/2020	
10/10/2016		10/11/2017	11.97	10/11/2018	24.46	10/11/2019		10/10/2020	
10/11/2016		10/12/2017	10.35	10/12/2018	18.11	10/12/2019		10/11/2020	
10/12/2016		10/13/2017	13.51	10/13/2018	13.73	10/13/2019		10/12/2020	
10/13/2016		10/14/2017	20.83	10/14/2018	14.26	10/14/2019		10/13/2020	
10/14/2016		10/15/2017	39.11	10/15/2018	20.69	10/15/2019		10/14/2020	
10/15/2016		10/16/2017	38.41	10/16/2018	28.70	10/16/2019		10/15/2020	
10/16/2016		10/17/2017	28.23	10/17/2018	36.56	10/17/2019		10/16/2020	
10/17/2016		10/18/2017	14.27	10/18/2018		10/18/2019		10/17/2020	
10/18/2016		10/19/2017	14.29	10/19/2018		10/19/2019		10/18/2020	
10/19/2016	16.87	10/20/2017	14.45	10/20/2018		10/20/2019		10/19/2020	
10/20/2016	11.85	10/21/2017	12.93	10/21/2018	25.58	10/21/2019		10/20/2020	
10/21/2016	12.60	10/22/2017	17.38	10/22/2018	22.44	10/22/2019		10/21/2020	
10/22/2016	19.77	10/23/2017	32.23	10/23/2018	23.25	10/23/2019		10/22/2020	
10/23/2016	29.17	10/24/2017	24.25	10/24/2018	23.48	10/24/2019		10/23/2020	
10/24/2016	35.42	10/25/2017	28.44	10/25/2018	25.24	10/25/2019		10/24/2020	
10/25/2016	20.59	10/26/2017	38.54	10/26/2018	15.72	10/26/2019		10/25/2020	
10/26/2016	15.44	10/27/2017	39.43	10/27/2018	14.95	10/27/2019		10/26/2020	
10/27/2016	13.14	10/28/2017	31.36	10/28/2018	14.09	10/28/2019		10/27/2020	
10/28/2016	14.88	10/29/2017	13.08	10/29/2018	16.22	10/29/2019		10/28/2020	
10/29/2016	20.56	10/30/2017	11.80	10/30/2018	15.38	10/30/2019		10/29/2020	
10/30/2016	20.20	10/31/2017	21.92	10/31/2018	12.18	10/31/2019		10/30/2020	
10/31/2016	17.23	11/1/2017	16.57	11/1/2018	13.03	11/1/2019		10/31/2020	
11/1/2016	10.68	11/2/2017		11/2/2018	10.32	11/2/2019		11/1/2020	
11/2/2016	8.75	11/3/2017		11/3/2018	21.69	11/3/2019		11/2/2020	
11/3/2016	8.37	11/4/2017		11/4/2018	26.84	11/4/2019		11/3/2020	
11/4/2016	8.49	11/5/2017		11/5/2018	21.13	11/5/2019		11/4/2020	
11/5/2016	8.86	11/6/2017	17.57	11/6/2018	22.70	11/6/2019		11/5/2020	
11/6/2016	15.57	11/7/2017		11/7/2018	32.11	11/7/2019		11/6/2020	
11/7/2016	17.00	11/8/2017		11/8/2018	29.47	11/8/2019		11/7/2020	
11/8/2016	16.41	11/9/2017		11/9/2018	26.23	11/9/2019		11/8/2020	
11/9/2016	15.47	11/10/2017		11/10/2018	21.87	11/10/2019		11/9/2020	
11/10/2016	16.79	11/11/2017		11/11/2018	23.81	11/11/2019		11/10/2020	
11/11/2016	13.07	11/12/2017		11/12/2018	35.00	11/12/2019		11/11/2020	

11/12/2016	9.40	11/13/2017		11/13/2018	34.19	11/13/2019	32.61	11/12/2020	
11/13/2016		11/14/2017	28.15	11/14/2018	29.02	11/14/2019	24.25	11/13/2020	
11/14/2016		11/15/2017	27.20	11/15/2018	35.38	11/15/2019	19.96	11/14/2020	
11/15/2016		11/16/2017	26.72	11/16/2018	33.28	11/16/2019	23.17	11/15/2020	
11/16/2016		11/17/2017	25.90	11/17/2018	45.56	11/17/2019	30.03	11/16/2020	
11/17/2016		11/18/2017	15.33	11/18/2018	53.93	11/18/2019	39.32	11/17/2020	
11/18/2016		11/19/2017	12.48	11/19/2018	67.67	11/19/2019	48.89	11/18/2020	
11/19/2016		11/20/2017	16.69	11/20/2018	64.17	11/20/2019	53.56	11/19/2020	
11/20/2016		11/21/2017	20.43	11/21/2018	39.43	11/21/2019	50.26	11/20/2020	
11/21/2016		11/22/2017	24.59	11/22/2018	34.51	11/22/2019	46.72	11/21/2020	
11/22/2016	228.63	11/23/2017	24.01	11/23/2018	34.15	11/23/2019	57.91	11/22/2020	
11/23/2016	40.44	11/24/2017		11/24/2018	21.87	11/24/2019	48.52	11/23/2020	
11/24/2016	38.47	11/25/2017		11/25/2018	31.32	11/25/2019	43.33	11/24/2020	
11/25/2016	42.25	11/26/2017		11/26/2018		11/26/2019	46.77	11/25/2020	
11/26/2016	41.11	11/27/2017		11/27/2018	30.65	11/27/2019	31.11	11/26/2020	
11/27/2016	36.04	11/28/2017		11/28/2018	29.20	11/28/2019	21.46	11/27/2020	
11/28/2016	27.22	11/29/2017		11/29/2018	32.49	11/29/2019	22.46	11/28/2020	
11/29/2016	20.19	11/30/2017	52.84	11/30/2018	30.75	11/30/2019	19.40	11/29/2020	
11/30/2016	17.76	12/1/2017	41.66	12/1/2018	33.84	12/1/2019	15.18	11/30/2020	
12/1/2016	24.70	12/2/2017	26.62	12/2/2018	38.82	12/2/2019	20.62	12/1/2020	
12/2/2016	31.37	12/3/2017	23.45	12/3/2018	42.49	12/3/2019	31.62	12/2/2020	
12/3/2016	26.35	12/4/2017	23.73	12/4/2018	43.29	12/4/2019	34.29	12/3/2020	
12/4/2016	25.29	12/5/2017	22.66	12/5/2018	42.73	12/5/2019	33.94	12/4/2020	
12/5/2016	22.86	12/6/2017	28.51	12/6/2018	33.69	12/6/2019	22.89	12/5/2020	
12/6/2016	21.43	12/7/2017	25.20	12/7/2018	33.99	12/7/2019	21.12	12/6/2020	
12/7/2016	15.85	12/8/2017	27.78	12/8/2018	31.93	12/8/2019	18.04	12/7/2020	
12/8/2016	12.77	12/9/2017	19.53	12/9/2018	29.51	12/9/2019	23.92	12/8/2020	
12/9/2016	15.41	12/10/2017	16.40	12/10/2018	23.15	12/10/2019	30.54	12/9/2020	
12/10/2016	17.69	12/11/2017	17.51	12/11/2018	16.87	12/11/2019	30.82	12/10/2020	
12/11/2016	23.60	12/12/2017	14.41	12/12/2018	13.96	12/12/2019	29.03	12/11/2020	
12/12/2016	23.51	12/13/2017	22.62	12/13/2018	16.65	12/13/2019		12/12/2020	
12/13/2016	24.81	12/14/2017	23.11	12/14/2018	15.59	12/14/2019	17.71	12/13/2020	
12/14/2016	32.98	12/15/2017	13.03	12/15/2018	16.72	12/15/2019	26.24	12/14/2020	
12/15/2016	28.19	12/16/2017	21.88	12/16/2018	16.90	12/16/2019	23.82	12/15/2020	
12/16/2016	24.78	12/17/2017	39.33	12/17/2018	22.66	12/17/2019	25.56	12/16/2020	
12/17/2016	26.84	12/18/2017	36.33	12/18/2018	40.10	12/18/2019	20.47	12/17/2020	
12/18/2016	22.28	12/19/2017	35.96	12/19/2018	65.82	12/19/2019	23.57	12/18/2020	
12/19/2016		12/20/2017	38.31	12/20/2018	64.39	12/20/2019	27.37	12/19/2020	
12/20/2016		12/21/2017	31.19	12/21/2018	56.33	12/21/2019	34.33	12/20/2020	38.18
12/21/2016	32.59	12/22/2017	28.21	12/22/2018	45.63	12/22/2019	25.31	12/21/2020	29.26

12/22/2016	30.85	12/23/2017	33.79	12/23/2018	33.93	12/23/2019	20.36	12/22/2020	22.22
12/23/2016	28.53	12/24/2017	33.80	12/24/2018	37.03	12/24/2019	27.77	12/23/2020	28.90
12/24/2016	21.08	12/25/2017		12/25/2018	35.49	12/25/2019	24.62	12/24/2020	32.15
12/25/2016	23.09	12/26/2017	29.50	12/26/2018	36.64	12/26/2019	24.67	12/25/2020	29.24
12/26/2016	30.87	12/27/2017	21.14	12/27/2018	38.25	12/27/2019	26.73	12/26/2020	42.57
12/27/2016	33.39	12/28/2017	15.03	12/28/2018	38.34	12/28/2019	31.52	12/27/2020	40.77
12/28/2016	38.03	12/29/2017	22.82	12/29/2018	35.81	12/29/2019	25.82	12/28/2020	35.93
12/29/2016	35.14	12/30/2017	25.11	12/30/2018	32.06	12/30/2019	22.63	12/29/2020	32.24
12/30/2016	34.35	12/31/2017	25.18	12/31/2018	23.00	12/31/2019	22.30	12/30/2020	33.04
12/31/2016	28.21								33.26

PM2.5

Date	Value	Date	Value	Date	Value	Date	Value	Date	Value
1/1/2016		1/1/2017	23.67	1/1/2018	28.38	1/1/2019	34.38	1/1/2020	20.61
1/2/2016		1/2/2017	11.24	1/2/2018	17.45	1/2/2019	32.10	1/2/2020	20.71
1/3/2016		1/3/2017	13.21	1/3/2018	23.97	1/3/2019	31.32	1/3/2020	15.02
1/4/2016		1/4/2017	14.07	1/4/2018	22.82	1/4/2019	30.67	1/4/2020	23.27
1/5/2016		1/5/2017	16.85	1/5/2018	27.05	1/5/2019	41.64	1/5/2020	23.71
1/6/2016		1/6/2017	20.20	1/6/2018	30.59	1/6/2019	38.50	1/6/2020	26.49
1/7/2016		1/7/2017	23.99	1/7/2018	24.26	1/7/2019	25.89	1/7/2020	42.64
1/8/2016		1/8/2017	30.29	1/8/2018	29.70	1/8/2019	25.47	1/8/2020	62.43
1/9/2016		1/9/2017	28.90	1/9/2018	46.88	1/9/2019	36.29	1/9/2020	38.90
1/10/2016		1/10/2017	35.98	1/10/2018	56.04	1/10/2019	46.86	1/10/2020	39.23
1/11/2016		1/11/2017	38.59	1/11/2018	48.02	1/11/2019	60.19	1/11/2020	32.61
1/12/2016		1/12/2017	45.03	1/12/2018	51.64	1/12/2019	62.07	1/12/2020	29.06
1/13/2016		1/13/2017	44.23	1/13/2018	38.05	1/13/2019	51.59	1/13/2020	27.77
1/14/2016		1/14/2017	46.85	1/14/2018	35.33	1/14/2019	40.14	1/14/2020	29.99
1/15/2016		1/15/2017	43.35	1/15/2018	31.81	1/15/2019	39.19	1/15/2020	23.70
1/16/2016		1/16/2017	36.78	1/16/2018	32.48	1/16/2019	54.70	1/16/2020	32.97
1/17/2016		1/17/2017	31.50	1/17/2018	36.64	1/17/2019	46.10	1/17/2020	18.35
1/18/2016		1/18/2017	30.92	1/18/2018	43.72	1/18/2019	41.75	1/18/2020	21.68
1/19/2016		1/19/2017	23.66	1/19/2018	45.21	1/19/2019	44.81	1/19/2020	16.39
1/20/2016		1/20/2017	20.43	1/20/2018	45.13	1/20/2019	39.07	1/20/2020	18.52
1/21/2016		1/21/2017	30.02	1/21/2018	42.48	1/21/2019	37.49	1/21/2020	32.33
1/22/2016		1/22/2017	46.56	1/22/2018	42.78	1/22/2019	42.01	1/22/2020	19.67
1/23/2016		1/23/2017	40.48	1/23/2018	41.94	1/23/2019	21.07	1/23/2020	21.09
1/24/2016		1/24/2017	43.81	1/24/2018	39.50	1/24/2019	21.94	1/24/2020	28.70
1/25/2016		1/25/2017	37.63	1/25/2018	32.11	1/25/2019	20.18	1/25/2020	36.61
1/26/2016		1/26/2017	36.91	1/26/2018	40.76	1/26/2019	19.41	1/26/2020	44.73
1/27/2016		1/27/2017	32.87	1/27/2018	38.50	1/27/2019	20.22	1/27/2020	41.58
1/28/2016		1/28/2017	14.98	1/28/2018	42.66	1/28/2019	25.04	1/28/2020	31.89

1/29/2016		1/29/2017	27.60	1/29/2018	65.13	1/29/2019	29.10	1/29/2020	26.99
1/30/2016		1/30/2017	39.10	1/30/2018	68.13	1/30/2019	30.02	1/30/2020	34.28
1/31/2016		1/31/2017	49.11	1/31/2018	81.10	1/31/2019	38.44	1/31/2020	35.20
2/1/2016		2/1/2017	52.25	2/1/2018	77.83	2/1/2019	45.27	2/1/2020	35.89
2/2/2016		2/2/2017	58.58	2/2/2018	72.39	2/2/2019	46.35	2/2/2020	43.68
2/3/2016		2/3/2017	47.75	2/3/2018	74.83	2/3/2019	34.54	2/3/2020	38.98
2/4/2016		2/4/2017	46.16	2/4/2018	40.72	2/4/2019	34.33	2/4/2020	40.98
2/5/2016		2/5/2017	50.47	2/5/2018	55.41	2/5/2019	50.22	2/5/2020	41.88
2/6/2016		2/6/2017	41.92	2/6/2018	45.59	2/6/2019	50.77	2/6/2020	41.31
2/7/2016		2/7/2017	41.95	2/7/2018	44.34	2/7/2019	31.22	2/7/2020	45.75
2/8/2016		2/8/2017	44.49	2/8/2018	35.23	2/8/2019	18.11	2/8/2020	43.05
2/9/2016		2/9/2017	44.14	2/9/2018	27.14	2/9/2019	9.72	2/9/2020	38.07
2/10/2016		2/10/2017	35.08	2/10/2018	32.48	2/10/2019	19.89	2/10/2020	32.61
2/11/2016		2/11/2017	37.40	2/11/2018	43.30	2/11/2019	29.01	2/11/2020	32.38
2/12/2016		2/12/2017	47.83	2/12/2018	62.11	2/12/2019	37.32	2/12/2020	33.68
2/13/2016		2/13/2017	44.02	2/13/2018	49.12	2/13/2019	38.17	2/13/2020	35.62
2/14/2016		2/14/2017	44.42	2/14/2018	31.17	2/14/2019	49.13	2/14/2020	42.90
2/15/2016		2/15/2017	56.83	2/15/2018	48.81	2/15/2019	45.10	2/15/2020	54.51
2/16/2016		2/16/2017	54.09	2/16/2018	62.50	2/16/2019	19.82	2/16/2020	62.49
2/17/2016		2/17/2017	61.05	2/17/2018	54.83	2/17/2019	19.88	2/17/2020	66.00
2/18/2016		2/18/2017	64.94	2/18/2018	66.62	2/18/2019	30.17	2/18/2020	57.93
2/19/2016		2/19/2017	63.94	2/19/2018	69.70	2/19/2019	37.19	2/19/2020	60.69
2/20/2016		2/20/2017	60.42	2/20/2018	71.93	2/20/2019	38.53	2/20/2020	64.32
2/21/2016		2/21/2017	42.68	2/21/2018	64.59	2/21/2019	39.62	2/21/2020	60.42
2/22/2016		2/22/2017	44.42	2/22/2018	59.94	2/22/2019	27.51	2/22/2020	23.64
2/23/2016		2/23/2017	51.85	2/23/2018	70.30	2/23/2019	27.25	2/23/2020	24.24
2/24/2016		2/24/2017	50.43	2/24/2018	64.31	2/24/2019	27.83	2/24/2020	21.06
2/25/2016		2/25/2017	70.70	2/25/2018	29.98	2/25/2019	18.09	2/25/2020	14.76
2/26/2016		2/26/2017	72.29	2/26/2018	71.48	2/26/2019	23.26	2/26/2020	8.11
2/27/2016		2/27/2017	71.54	2/27/2018	61.73	2/27/2019	19.07	2/27/2020	15.55
2/28/2016		2/28/2017	75.15	2/28/2018	60.31	2/28/2019	13.78	2/28/2020	19.88
2/29/2016		3/1/2017	75.02	3/1/2018	59.62	3/1/2019	19.94	2/29/2020	19.26
3/1/2016		3/2/2017	43.17	3/2/2018	28.34	3/2/2019	30.80	3/1/2020	24.26
3/2/2016		3/3/2017	24.26	3/3/2018	46.72	3/3/2019	39.56	3/2/2020	20.18
3/3/2016		3/4/2017	27.43	3/4/2018	33.71	3/4/2019	35.18	3/3/2020	22.34
3/4/2016		3/5/2017	27.04	3/5/2018	30.56	3/5/2019	32.42	3/4/2020	20.13
3/5/2016		3/6/2017	38.74	3/6/2018	42.47	3/6/2019	26.17	3/5/2020	22.31
3/6/2016		3/7/2017	46.43	3/7/2018	61.24	3/7/2019	39.88	3/6/2020	19.00
3/7/2016		3/8/2017	48.08	3/8/2018	53.54	3/8/2019	45.80	3/7/2020	16.81
3/8/2016		3/9/2017	45.64	3/9/2018	52.32	3/9/2019	41.86	3/8/2020	16.97

3/9/2016		3/10/2017	30.52	3/10/2018	50.35	3/10/2019	34.71	3/9/2020	21.73
3/10/2016		3/11/2017	12.70	3/11/2018	45.29	3/11/2019	37.58	3/10/2020	31.22
3/11/2016		3/12/2017	16.29	3/12/2018	55.65	3/12/2019	32.07	3/11/2020	29.63
3/12/2016		3/13/2017	27.73	3/13/2018	60.85	3/13/2019	30.90	3/12/2020	23.56
3/13/2016		3/14/2017	42.10	3/14/2018	43.57	3/14/2019	29.84	3/13/2020	18.59
3/14/2016		3/15/2017	38.33	3/15/2018	16.72	3/15/2019	25.98	3/14/2020	18.60
3/15/2016		3/16/2017	46.36	3/16/2018		3/16/2019	27.46	3/15/2020	10.76
3/16/2016		3/17/2017	35.30	3/17/2018		3/17/2019	42.82	3/16/2020	13.41
3/17/2016		3/18/2017	27.22	3/18/2018		3/18/2019	36.91	3/17/2020	26.11
3/18/2016		3/19/2017	39.21	3/19/2018		3/19/2019	41.65	3/18/2020	31.15
3/19/2016		3/20/2017	45.61	3/20/2018		3/20/2019	34.76	3/19/2020	32.16
3/20/2016		3/21/2017	43.38	3/21/2018	76.28	3/21/2019	21.29	3/20/2020	34.00
3/21/2016		3/22/2017	52.23	3/22/2018	74.49	3/22/2019	25.98	3/21/2020	21.83
3/22/2016		3/23/2017	54.11	3/23/2018	53.11	3/23/2019	48.62	3/22/2020	20.57
3/23/2016		3/24/2017	49.36	3/24/2018	65.64	3/24/2019	81.23	3/23/2020	15.56
3/24/2016		3/25/2017	33.85	3/25/2018	84.41	3/25/2019	85.54	3/24/2020	23.07
3/25/2016		3/26/2017	62.35	3/26/2018	86.04	3/26/2019	20.94	3/25/2020	29.32
3/26/2016		3/27/2017	53.72	3/27/2018	75.12	3/27/2019	16.68	3/26/2020	30.64
3/27/2016		3/28/2017	55.80	3/28/2018	86.03	3/28/2019	31.15	3/27/2020	31.52
3/28/2016		3/29/2017	52.58	3/29/2018	39.98	3/29/2019	50.61	3/28/2020	13.47
3/29/2016		3/30/2017	41.04	3/30/2018	26.91	3/30/2019	59.80	3/29/2020	17.20
3/30/2016		3/31/2017	56.93	3/31/2018	24.52	3/31/2019	43.13	3/30/2020	20.32
3/31/2016		4/1/2017	35.46	4/1/2018	32.83	4/1/2019	15.03	3/31/2020	32.15
4/1/2016		4/2/2017	18.82	4/2/2018	42.10	4/2/2019	20.66	4/1/2020	29.96
4/2/2016		4/3/2017	23.14	4/3/2018	36.83	4/3/2019	32.73	4/2/2020	18.34
4/3/2016		4/4/2017	36.88	4/4/2018	34.46	4/4/2019	45.06	4/3/2020	24.97
4/4/2016		4/5/2017	45.28	4/5/2018	22.45	4/5/2019	60.00	4/4/2020	37.32
4/5/2016		4/6/2017	39.15	4/6/2018	29.50	4/6/2019	31.20	4/5/2020	48.97
4/6/2016		4/7/2017	33.36	4/7/2018	32.67	4/7/2019	12.39	4/6/2020	52.87
4/7/2016		4/8/2017	29.43	4/8/2018	32.42	4/8/2019	24.81	4/7/2020	49.32
4/8/2016		4/9/2017	29.33	4/9/2018	34.56	4/9/2019	22.85	4/8/2020	45.57
4/9/2016		4/10/2017	47.91	4/10/2018	30.68	4/10/2019	25.65	4/9/2020	32.89
4/10/2016		4/11/2017	81.67	4/11/2018	24.28	4/11/2019	27.37	4/10/2020	60.55
4/11/2016		4/12/2017	85.05	4/12/2018	27.30	4/12/2019	29.31	4/11/2020	75.87
4/12/2016		4/13/2017	90.52	4/13/2018	23.03	4/13/2019	33.75	4/12/2020	63.04
4/13/2016		4/14/2017	80.26	4/14/2018	26.16	4/14/2019	29.24	4/13/2020	58.15
4/14/2016		4/15/2017	39.43	4/15/2018	42.11	4/15/2019	26.68	4/14/2020	47.29
4/15/2016		4/16/2017	34.86	4/16/2018	49.38	4/16/2019	26.65	4/15/2020	21.78
4/16/2016		4/17/2017	39.76	4/17/2018	35.79	4/17/2019	18.03	4/16/2020	33.84
4/17/2016		4/18/2017	37.38	4/18/2018	37.14	4/18/2019	26.98	4/17/2020	32.25

4/18/2016		4/19/2017	42.41	4/19/2018	35.01	4/19/2019	17.48	4/18/2020	17.37
4/19/2016		4/20/2017	28.23	4/20/2018	30.65	4/20/2019	23.90	4/19/2020	13.67
4/20/2016		4/21/2017	33.60	4/21/2018	29.33	4/21/2019	36.74	4/20/2020	14.45
4/21/2016		4/22/2017	36.59	4/22/2018	38.59	4/22/2019	47.96	4/21/2020	14.01
4/22/2016		4/23/2017	15.32	4/23/2018	59.92	4/23/2019	38.62	4/22/2020	10.81
4/23/2016		4/24/2017	34.32	4/24/2018	60.89	4/24/2019	41.84	4/23/2020	16.39
4/24/2016		4/25/2017	29.83	4/25/2018	59.94	4/25/2019	35.00	4/24/2020	17.24
4/25/2016		4/26/2017	31.97	4/26/2018	55.88	4/26/2019	36.12	4/25/2020	21.66
4/26/2016		4/27/2017	37.58	4/27/2018	38.27	4/27/2019	43.99	4/26/2020	24.41
4/27/2016		4/28/2017	40.10	4/28/2018	32.88	4/28/2019	36.97	4/27/2020	18.31
4/28/2016		4/29/2017	33.41	4/29/2018	31.01	4/29/2019	38.75	4/28/2020	17.07
4/29/2016		4/30/2017	29.83	4/30/2018	23.39	4/30/2019	34.49	4/29/2020	17.00
4/30/2016		5/1/2017	24.99	5/1/2018	23.59	5/1/2019	26.03	4/30/2020	17.00
5/1/2016		5/2/2017	21.52	5/2/2018	28.11	5/2/2019	20.16	5/1/2020	15.34
5/2/2016		5/3/2017	26.92	5/3/2018	24.94	5/3/2019	22.77	5/2/2020	16.36
5/3/2016		5/4/2017	36.93	5/4/2018	30.71	5/4/2019	17.36	5/3/2020	16.59
5/4/2016		5/5/2017		5/5/2018	25.11	5/5/2019	12.67	5/4/2020	10.01
5/5/2016		5/6/2017	44.03	5/6/2018	33.29	5/6/2019	16.92	5/5/2020	12.64
5/6/2016		5/7/2017	44.32	5/7/2018	43.20	5/7/2019	21.52	5/6/2020	10.06
5/7/2016		5/8/2017	47.07	5/8/2018	41.34	5/8/2019	22.32	5/7/2020	11.69
5/8/2016		5/9/2017	22.66	5/9/2018	26.20	5/9/2019	21.13	5/8/2020	11.93
5/9/2016		5/10/2017	19.97	5/10/2018	23.08	5/10/2019	15.73	5/9/2020	18.45
5/10/2016		5/11/2017	24.93	5/11/2018	27.90	5/11/2019	14.12	5/10/2020	19.08
5/11/2016		5/12/2017	28.90	5/12/2018	34.84	5/12/2019	8.60	5/11/2020	18.87
5/12/2016		5/13/2017	22.45	5/13/2018	37.53	5/13/2019	13.33	5/12/2020	20.43
5/13/2016		5/14/2017	20.24	5/14/2018	13.19	5/14/2019	13.11	5/13/2020	22.32
5/14/2016		5/15/2017	21.95	5/15/2018	18.80	5/15/2019	10.67	5/14/2020	25.10
5/15/2016		5/16/2017	23.06	5/16/2018	27.56	5/16/2019	9.02	5/15/2020	29.99
5/16/2016		5/17/2017	21.88	5/17/2018	21.77	5/17/2019	10.90	5/16/2020	27.38
5/17/2016		5/18/2017	22.84	5/18/2018	32.44	5/18/2019	5.06	5/17/2020	24.94
5/18/2016		5/19/2017	25.81	5/19/2018	23.89	5/19/2019	4.09	5/18/2020	25.94
5/19/2016		5/20/2017	31.32	5/20/2018	26.70	5/20/2019	5.94	5/19/2020	19.62
5/20/2016		5/21/2017	33.46	5/21/2018	29.92	5/21/2019	6.16	5/20/2020	21.64
5/21/2016		5/22/2017	32.32	5/22/2018	28.92	5/22/2019	5.77	5/21/2020	20.14
5/22/2016		5/23/2017	30.98	5/23/2018	27.90	5/23/2019	4.92	5/22/2020	19.72
5/23/2016		5/24/2017	33.38	5/24/2018	24.21	5/24/2019	5.15	5/23/2020	17.35
5/24/2016		5/25/2017	32.20	5/25/2018	33.74	5/25/2019	3.64	5/24/2020	22.43
5/25/2016		5/26/2017	33.13	5/26/2018	38.07	5/26/2019	1.83	5/25/2020	22.59
5/26/2016		5/27/2017	15.98	5/27/2018	34.80	5/27/2019	1.99	5/26/2020	22.52
5/27/2016		5/28/2017	17.55	5/28/2018	24.61	5/28/2019	2.10	5/27/2020	17.39

5/28/2016		5/29/2017	19.10	5/29/2018	30.47	5/29/2019	3.91	5/28/2020	16.31
5/29/2016		5/30/2017	22.24	5/30/2018	25.09	5/30/2019	4.81	5/29/2020	11.20
5/30/2016		5/31/2017	21.68	5/31/2018	27.08	5/31/2019	3.36	5/30/2020	14.72
5/31/2016		6/1/2017	26.06	6/1/2018	24.49	6/1/2019	2.41	5/31/2020	15.26
6/1/2016		6/2/2017	22.82	6/2/2018	20.54	6/2/2019	2.24	6/1/2020	16.36
6/2/2016		6/3/2017	33.25	6/3/2018	28.51	6/3/2019	2.13	6/2/2020	13.61
6/3/2016		6/4/2017	33.97	6/4/2018	20.52	6/4/2019	1.49	6/3/2020	17.63
6/4/2016		6/5/2017	29.68	6/5/2018	14.74	6/5/2019	0.81	6/4/2020	21.41
6/5/2016		6/6/2017	20.74	6/6/2018	13.83	6/6/2019	0.21	6/5/2020	12.87
6/6/2016		6/7/2017	22.54	6/7/2018	14.40	6/7/2019	0.18	6/6/2020	7.55
6/7/2016		6/8/2017	25.49	6/8/2018	18.17	6/8/2019	0.14	6/7/2020	9.09
6/8/2016		6/9/2017	22.41	6/9/2018	19.49	6/9/2019	0.14	6/8/2020	8.78
6/9/2016		6/10/2017	19.46	6/10/2018	9.01	6/10/2019	0.13	6/9/2020	14.05
6/10/2016		6/11/2017	20.15	6/11/2018	10.76	6/11/2019	0.13	6/10/2020	13.99
6/11/2016		6/12/2017	22.36	6/12/2018	16.94	6/12/2019	0.14	6/11/2020	16.87
6/12/2016		6/13/2017	24.32	6/13/2018	28.82	6/13/2019	0.13	6/12/2020	11.41
6/13/2016		6/14/2017	24.07	6/14/2018	22.30	6/14/2019	0.15	6/13/2020	9.39
6/14/2016		6/15/2017	22.35	6/15/2018	27.60	6/15/2019	0.14	6/14/2020	6.59
6/15/2016		6/16/2017	24.73	6/16/2018	34.27	6/16/2019	0.15	6/15/2020	8.01
6/16/2016		6/17/2017	19.31	6/17/2018	45.11	6/17/2019	0.19	6/16/2020	4.63
6/17/2016		6/18/2017	23.38	6/18/2018	45.57	6/18/2019	0.43	6/17/2020	6.11
6/18/2016		6/19/2017	24.16	6/19/2018	46.66	6/19/2019	0.25	6/18/2020	5.70
6/19/2016		6/20/2017	29.01	6/20/2018	43.71	6/20/2019	0.18	6/19/2020	5.18
6/20/2016		6/21/2017	16.59	6/21/2018	36.54	6/21/2019	0.17	6/20/2020	13.59
6/21/2016		6/22/2017	12.57	6/22/2018	35.08	6/22/2019		6/21/2020	13.87
6/22/2016		6/23/2017	18.46	6/23/2018	33.16	6/23/2019		6/22/2020	6.40
6/23/2016		6/24/2017	11.08	6/24/2018	29.21	6/24/2019		6/23/2020	7.85
6/24/2016		6/25/2017	9.62	6/25/2018	23.08	6/25/2019		6/24/2020	12.07
6/25/2016		6/26/2017	7.49	6/26/2018	24.08	6/26/2019		6/25/2020	11.84
6/26/2016		6/27/2017	11.15	6/27/2018	10.52	6/27/2019		6/26/2020	7.19
6/27/2016		6/28/2017	9.43	6/28/2018	5.81	6/28/2019		6/27/2020	9.13
6/28/2016		6/29/2017	9.74	6/29/2018	10.36	6/29/2019		6/28/2020	8.42
6/29/2016		6/30/2017	9.83	6/30/2018	11.22	6/30/2019		6/29/2020	7.67
6/30/2016		7/1/2017	10.74	7/1/2018	10.78	7/1/2019		6/30/2020	12.85
7/1/2016		7/2/2017	8.87	7/2/2018	5.77	7/2/2019		7/1/2020	15.54
7/2/2016		7/3/2017	7.55	7/3/2018	13.73	7/3/2019		7/2/2020	16.57
7/3/2016		7/4/2017	5.38	7/4/2018	19.49	7/4/2019		7/3/2020	18.98
7/4/2016		7/5/2017	5.60	7/5/2018	14.22	7/5/2019		7/4/2020	11.91
7/5/2016		7/6/2017	8.63	7/6/2018	13.84	7/6/2019		7/5/2020	6.76
7/6/2016		7/7/2017	7.41	7/7/2018	14.34	7/7/2019		7/6/2020	7.00

7/7/2016		7/8/2017	7.92	7/8/2018	11.15	7/8/2019		7/7/2020	6.39
7/8/2016		7/9/2017	9.15	7/9/2018	11.06	7/9/2019		7/8/2020	7.74
7/9/2016		7/10/2017	8.87	7/10/2018	11.32	7/10/2019		7/9/2020	5.65
7/10/2016		7/11/2017	6.63	7/11/2018	7.92	7/11/2019		7/10/2020	5.83
7/11/2016		7/12/2017	8.64	7/12/2018	5.67	7/12/2019		7/11/2020	5.10
7/12/2016		7/13/2017	13.18	7/13/2018	6.08	7/13/2019		7/12/2020	7.02
7/13/2016		7/14/2017	12.59	7/14/2018	5.28	7/14/2019		7/13/2020	7.73
7/14/2016		7/15/2017	10.76	7/15/2018	6.61	7/15/2019		7/14/2020	7.43
7/15/2016		7/16/2017	7.52	7/16/2018	7.92	7/16/2019		7/15/2020	8.51
7/16/2016		7/17/2017	7.79	7/17/2018	10.81	7/17/2019		7/16/2020	7.45
7/17/2016		7/18/2017	7.12	7/18/2018	7.69	7/18/2019		7/17/2020	7.82
7/18/2016		7/19/2017	7.28	7/19/2018	6.09	7/19/2019		7/18/2020	6.27
7/19/2016		7/20/2017	5.35	7/20/2018	7.59	7/20/2019		7/19/2020	4.24
7/20/2016		7/21/2017	6.51	7/21/2018	10.32	7/21/2019		7/20/2020	3.22
7/21/2016		7/22/2017	4.16	7/22/2018	9.57	7/22/2019		7/21/2020	4.84
7/22/2016		7/23/2017	5.01	7/23/2018	7.82	7/23/2019		7/22/2020	6.40
7/23/2016		7/24/2017	5.28	7/24/2018	9.18	7/24/2019		7/23/2020	7.27
7/24/2016		7/25/2017	6.75	7/25/2018	5.63	7/25/2019		7/24/2020	4.51
7/25/2016		7/26/2017	5.40	7/26/2018	5.61	7/26/2019		7/25/2020	7.49
7/26/2016		7/27/2017	6.97	7/27/2018	7.12	7/27/2019		7/26/2020	10.63
7/27/2016		7/28/2017	11.48	7/28/2018	7.40	7/28/2019		7/27/2020	8.63
7/28/2016		7/29/2017		7/29/2018	7.01	7/29/2019		7/28/2020	8.36
7/29/2016		7/30/2017		7/30/2018	6.77	7/30/2019		7/29/2020	9.24
7/30/2016		7/31/2017		7/31/2018	6.03	7/31/2019		7/30/2020	10.89
7/31/2016		8/1/2017		8/1/2018	6.49	8/1/2019		7/31/2020	9.71
8/1/2016		8/2/2017		8/2/2018	7.45	8/2/2019		8/1/2020	9.15
8/2/2016		8/3/2017		8/3/2018	6.99	8/3/2019		8/2/2020	9.21
8/3/2016		8/4/2017		8/4/2018	7.09	8/4/2019		8/3/2020	5.61
8/4/2016		8/5/2017		8/5/2018	16.98	8/5/2019		8/4/2020	6.87
8/5/2016		8/6/2017		8/6/2018	6.82	8/6/2019		8/5/2020	5.45
8/6/2016		8/7/2017		8/7/2018	5.98	8/7/2019		8/6/2020	7.89
8/7/2016		8/8/2017		8/8/2018	8.89	8/8/2019		8/7/2020	6.44
8/8/2016		8/9/2017		8/9/2018	13.88	8/9/2019		8/8/2020	9.17
8/9/2016		8/10/2017		8/10/2018	8.23	8/10/2019		8/9/2020	5.30
8/10/2016		8/11/2017		8/11/2018	10.63	8/11/2019		8/10/2020	8.24
8/11/2016		8/12/2017		8/12/2018	6.52	8/12/2019		8/11/2020	5.85
8/12/2016		8/13/2017		8/13/2018	10.10	8/13/2019		8/12/2020	4.18
8/13/2016		8/14/2017		8/14/2018	4.12	8/14/2019		8/13/2020	7.49
8/14/2016		8/15/2017		8/15/2018	7.25	8/15/2019		8/14/2020	7.55
8/15/2016		8/16/2017		8/16/2018	8.91	8/16/2019		8/15/2020	10.13

8/16/2016		8/17/2017		8/17/2018	5.77	8/17/2019		8/16/2020	7.52
8/17/2016		8/18/2017		8/18/2018	6.58	8/18/2019		8/17/2020	8.31
8/18/2016		8/19/2017		8/19/2018	11.72	8/19/2019		8/18/2020	
8/19/2016		8/20/2017		8/20/2018	6.97	8/20/2019		8/19/2020	
8/20/2016		8/21/2017		8/21/2018	5.85	8/21/2019		8/20/2020	
8/21/2016		8/22/2017		8/22/2018	11.87	8/22/2019		8/21/2020	
8/22/2016		8/23/2017		8/23/2018	7.24	8/23/2019		8/22/2020	
8/23/2016		8/24/2017		8/24/2018	7.26	8/24/2019		8/23/2020	
8/24/2016		8/25/2017		8/25/2018	7.88	8/25/2019		8/24/2020	
8/25/2016		8/26/2017		8/26/2018	5.81	8/26/2019		8/25/2020	
8/26/2016		8/27/2017		8/27/2018	5.58	8/27/2019		8/26/2020	
8/27/2016		8/28/2017		8/28/2018	5.30	8/28/2019		8/27/2020	
8/28/2016		8/29/2017		8/29/2018	7.35	8/29/2019		8/28/2020	
8/29/2016		8/30/2017		8/30/2018	9.29	8/30/2019		8/29/2020	
8/30/2016		8/31/2017		8/31/2018	6.42	8/31/2019		8/30/2020	
8/31/2016		9/1/2017		9/1/2018	7.92	9/1/2019		8/31/2020	
9/1/2016		9/2/2017		9/2/2018	8.19	9/2/2019		9/1/2020	
9/2/2016		9/3/2017		9/3/2018	14.13	9/3/2019		9/2/2020	
9/3/2016		9/4/2017		9/4/2018	10.91	9/4/2019		9/3/2020	
9/4/2016		9/5/2017		9/5/2018	12.55	9/5/2019		9/4/2020	
9/5/2016		9/6/2017		9/6/2018	11.51	9/6/2019		9/5/2020	
9/6/2016		9/7/2017		9/7/2018	5.88	9/7/2019		9/6/2020	
9/7/2016		9/8/2017		9/8/2018	9.14	9/8/2019		9/7/2020	
9/8/2016		9/9/2017		9/9/2018	13.23	9/9/2019		9/8/2020	
9/9/2016		9/10/2017		9/10/2018	10.50	9/10/2019		9/9/2020	
9/10/2016		9/11/2017		9/11/2018	13.99	9/11/2019		9/10/2020	
9/11/2016		9/12/2017		9/12/2018	10.33	9/12/2019		9/11/2020	
9/12/2016		9/13/2017		9/13/2018	12.96	9/13/2019		9/12/2020	
9/13/2016		9/14/2017		9/14/2018	13.39	9/14/2019		9/13/2020	
9/14/2016		9/15/2017		9/15/2018	17.37	9/15/2019		9/14/2020	
9/15/2016		9/16/2017		9/16/2018	22.60	9/16/2019		9/15/2020	
9/16/2016		9/17/2017		9/17/2018	17.14	9/17/2019		9/16/2020	
9/17/2016		9/18/2017		9/18/2018	18.08	9/18/2019		9/17/2020	
9/18/2016		9/19/2017		9/19/2018	19.05	9/19/2019		9/18/2020	
9/19/2016		9/20/2017		9/20/2018	17.67	9/20/2019		9/19/2020	
9/20/2016		9/21/2017		9/21/2018	8.51	9/21/2019		9/20/2020	
9/21/2016		9/22/2017		9/22/2018	9.78	9/22/2019		9/21/2020	
9/22/2016		9/23/2017		9/23/2018	12.02	9/23/2019		9/22/2020	
9/23/2016		9/24/2017		9/24/2018	19.39	9/24/2019		9/23/2020	
9/24/2016		9/25/2017		9/25/2018	27.46	9/25/2019		9/24/2020	

9/25/2016		9/26/2017		9/26/2018	22.93	9/26/2019		9/25/2020	
9/26/2016		9/27/2017		9/27/2018	21.19	9/27/2019		9/26/2020	
9/27/2016		9/28/2017		9/28/2018	27.47	9/28/2019		9/27/2020	
9/28/2016		9/29/2017		9/29/2018	25.18	9/29/2019		9/28/2020	
9/29/2016		9/30/2017		9/30/2018	28.63	9/30/2019		9/29/2020	
9/30/2016		10/1/2017		10/1/2018	29.56	10/1/2019		9/30/2020	
10/1/2016		10/2/2017		10/2/2018	29.16	10/2/2019		10/1/2020	
10/2/2016		10/3/2017		10/3/2018	30.34	10/3/2019		10/2/2020	
10/3/2016		10/4/2017	11.59	10/4/2018	27.13	10/4/2019		10/3/2020	
10/4/2016		10/5/2017	12.17	10/5/2018	28.77	10/5/2019		10/4/2020	
10/5/2016		10/6/2017	12.92	10/6/2018	23.36	10/6/2019		10/5/2020	
10/6/2016		10/7/2017	14.06	10/7/2018	25.49	10/7/2019		10/6/2020	
10/7/2016		10/8/2017	15.54	10/8/2018	23.80	10/8/2019		10/7/2020	
10/8/2016		10/9/2017	19.49	10/9/2018	28.18	10/9/2019		10/8/2020	
10/9/2016		10/10/2017	18.60	10/10/2018	32.51	10/10/2019		10/9/2020	
10/10/2016		10/11/2017	18.05	10/11/2018	28.76	10/11/2019		10/10/2020	
10/11/2016		10/12/2017	14.48	10/12/2018	21.08	10/12/2019		10/11/2020	
10/12/2016		10/13/2017	17.73	10/13/2018	16.48	10/13/2019		10/12/2020	
10/13/2016		10/14/2017	25.77	10/14/2018	17.35	10/14/2019		10/13/2020	
10/14/2016		10/15/2017	46.15	10/15/2018	25.11	10/15/2019		10/14/2020	
10/15/2016		10/16/2017	45.85	10/16/2018	33.67	10/16/2019		10/15/2020	
10/16/2016		10/17/2017	34.30	10/17/2018	42.06	10/17/2019		10/16/2020	
10/17/2016		10/18/2017	19.06	10/18/2018		10/18/2019		10/17/2020	
10/18/2016		10/19/2017	20.98	10/19/2018		10/19/2019		10/18/2020	
10/19/2016		10/20/2017	18.21	10/20/2018		10/20/2019		10/19/2020	
10/20/2016	20.85	10/21/2017	15.29	10/21/2018	31.19	10/21/2019		10/20/2020	
10/21/2016	14.40	10/22/2017	19.94	10/22/2018	27.57	10/22/2019		10/21/2020	
10/22/2016	15.32	10/23/2017	40.04	10/23/2018	28.47	10/23/2019		10/22/2020	
10/23/2016	22.41	10/24/2017	34.81	10/24/2018	28.09	10/24/2019		10/23/2020	
10/24/2016	32.83	10/25/2017	38.15	10/25/2018	29.82	10/25/2019		10/24/2020	
10/25/2016	39.74	10/26/2017	47.77	10/26/2018	18.82	10/26/2019		10/25/2020	
10/26/2016	23.60	10/27/2017	48.24	10/27/2018	18.14	10/27/2019		10/26/2020	
10/27/2016	18.09	10/28/2017	37.43	10/28/2018	16.83	10/28/2019		10/27/2020	
10/28/2016	15.55	10/29/2017	17.92	10/29/2018	20.00	10/29/2019		10/28/2020	
10/29/2016	17.72	10/30/2017	14.10	10/30/2018	19.80	10/30/2019		10/29/2020	
10/30/2016	24.12	10/31/2017	25.64	10/31/2018	17.01	10/31/2019		10/30/2020	
10/31/2016	23.08	11/1/2017	18.78	11/1/2018	17.32	11/1/2019		10/31/2020	
11/1/2016	18.91	11/2/2017		11/2/2018	14.08	11/2/2019		11/1/2020	
11/2/2016	11.89	11/3/2017		11/3/2018	28.27	11/3/2019		11/2/2020	
11/3/2016	10.08	11/4/2017		11/4/2018	34.28	11/4/2019		11/3/2020	

11/4/2016	9.95	11/5/2017		11/5/2018	26.52	11/5/2019		11/4/2020	
11/5/2016	10.51	11/6/2017	28.71	11/6/2018	27.01	11/6/2019		11/5/2020	
11/6/2016	10.99	11/7/2017		11/7/2018	36.36	11/7/2019		11/6/2020	
11/7/2016	18.20	11/8/2017		11/8/2018	33.18	11/8/2019		11/7/2020	
11/8/2016	20.42	11/9/2017		11/9/2018	29.33	11/9/2019		11/8/2020	
11/9/2016	19.98	11/10/2017		11/10/2018	25.02	11/10/2019		11/9/2020	
11/10/2016	18.94	11/11/2017		11/11/2018	27.12	11/11/2019		11/10/2020	
11/11/2016	20.40	11/12/2017		11/12/2018	38.99	11/12/2019		11/11/2020	
11/12/2016	15.89	11/13/2017		11/13/2018	39.25	11/13/2019	36.43	11/12/2020	
11/13/2016	10.73	11/14/2017	37.01	11/14/2018	35.19	11/14/2019	26.05	11/13/2020	
11/14/2016		11/15/2017	35.17	11/15/2018	40.98	11/15/2019	21.73	11/14/2020	
11/15/2016		11/16/2017	33.55	11/16/2018	37.84	11/16/2019	24.98	11/15/2020	
11/16/2016		11/17/2017	34.29	11/17/2018	49.79	11/17/2019	32.14	11/16/2020	
11/17/2016		11/18/2017	21.03	11/18/2018	59.05	11/18/2019	41.95	11/17/2020	
11/18/2016		11/19/2017	17.84	11/19/2018	73.46	11/19/2019	51.63	11/18/2020	
11/19/2016		11/20/2017	22.36	11/20/2018	69.31	11/20/2019	56.44	11/19/2020	
11/20/2016		11/21/2017	25.74	11/21/2018	43.04	11/21/2019	53.15	11/20/2020	
11/21/2016		11/22/2017	29.44	11/22/2018	39.43	11/22/2019	49.37	11/21/2020	
11/22/2016		11/23/2017	28.75	11/23/2018	37.95	11/23/2019	74.22	11/22/2020	
11/23/2016	397.61	11/24/2017		11/24/2018	25.24	11/24/2019	52.74	11/23/2020	
11/24/2016	48.51	11/25/2017		11/25/2018	36.25	11/25/2019	45.83	11/24/2020	
11/25/2016	43.00	11/26/2017		11/26/2018		11/26/2019	50.02	11/25/2020	
11/26/2016	47.03	11/27/2017		11/27/2018	37.83	11/27/2019	33.35	11/26/2020	
11/27/2016	45.47	11/28/2017		11/28/2018	35.81	11/28/2019	23.26	11/27/2020	
11/28/2016	39.99	11/29/2017		11/29/2018	39.09	11/29/2019	24.94	11/28/2020	
11/29/2016	30.17	11/30/2017	60.05	11/30/2018	35.97	11/30/2019	20.95	11/29/2020	
11/30/2016	22.93	12/1/2017	46.92	12/1/2018	38.78	12/1/2019	16.04	11/30/2020	
12/1/2016	19.73	12/2/2017	30.85	12/2/2018	43.15	12/2/2019	21.32	12/1/2020	
12/2/2016	28.66	12/3/2017	27.96	12/3/2018	47.20	12/3/2019	33.61	12/2/2020	
12/3/2016	35.32	12/4/2017	29.56	12/4/2018	48.07	12/4/2019	35.63	12/3/2020	
12/4/2016	29.80	12/5/2017	29.29	12/5/2018	46.95	12/5/2019	35.55	12/4/2020	
12/5/2016	30.33	12/6/2017	35.14	12/6/2018	37.49	12/6/2019	24.19	12/5/2020	
12/6/2016	26.58	12/7/2017	28.83	12/7/2018	37.94	12/7/2019	22.27	12/6/2020	
12/7/2016	24.93	12/8/2017	32.46	12/8/2018	35.61	12/8/2019	19.04	12/7/2020	
12/8/2016	19.41	12/9/2017	23.47	12/9/2018	33.13	12/9/2019	27.34	12/8/2020	
12/9/2016	18.79	12/10/2017	21.38	12/10/2018	26.34	12/10/2019	31.90	12/9/2020	
12/10/2016	20.30	12/11/2017	24.03	12/11/2018	19.32	12/11/2019	32.21	12/10/2020	
12/11/2016	22.95	12/12/2017	20.05	12/12/2018	16.87	12/12/2019	30.07	12/11/2020	
12/12/2016	30.14	12/13/2017	29.02	12/13/2018	19.98	12/13/2019		12/12/2020	
12/13/2016	29.15	12/14/2017	32.72	12/14/2018	18.32	12/14/2019	18.28	12/13/2020	

12/14/2016	29.95	12/15/2017	18.30	12/15/2018	19.31	12/15/2019	26.99	12/14/2020	
12/15/2016	39.22	12/16/2017	29.21	12/16/2018	19.52	12/16/2019	24.45	12/15/2020	
12/16/2016	32.07	12/17/2017	45.58	12/17/2018	26.42	12/17/2019	26.26	12/16/2020	
12/17/2016	28.50	12/18/2017	41.51	12/18/2018	46.18	12/18/2019	20.99	12/17/2020	
12/18/2016	32.05	12/19/2017	41.45	12/19/2018	73.55	12/19/2019	24.19	12/18/2020	
12/19/2016	26.07	12/20/2017	44.45	12/20/2018	71.87	12/20/2019	28.24	12/19/2020	
12/20/2016		12/21/2017	37.84	12/21/2018	60.98	12/21/2019	35.33	12/20/2020	39.44
12/21/2016		12/22/2017	33.88	12/22/2018	49.37	12/22/2019	26.30	12/21/2020	30.18
12/22/2016	36.49	12/23/2017	38.57	12/23/2018	37.17	12/23/2019	21.13	12/22/2020	22.95
12/23/2016	34.55	12/24/2017	37.93	12/24/2018	42.07	12/24/2019	28.81	12/23/2020	29.87
12/24/2016	32.81	12/25/2017		12/25/2018	41.99	12/25/2019	25.50	12/24/2020	33.13
12/25/2016	24.20	12/26/2017	35.55	12/26/2018	40.27	12/26/2019	25.33	12/25/2020	30.23
12/26/2016	25.78	12/27/2017	25.65	12/27/2018	42.07	12/27/2019	27.62	12/26/2020	43.67
12/27/2016	34.73	12/28/2017	19.86	12/28/2018	41.75	12/28/2019	32.51	12/27/2020	42.02
12/28/2016	38.59	12/29/2017	30.81	12/29/2018	39.42	12/29/2019	26.68	12/28/2020	36.90
12/29/2016	42.03	12/30/2017	32.25	12/30/2018	36.81	12/30/2019	23.62	12/29/2020	33.21
12/30/2016	39.40	12/31/2017	31.02	12/31/2018	27.00	12/31/2019	23.30	12/30/2020	34.01
12/31/2016	38.83							12/31/2020	34.23

PM10

Date	Value	Date	Value	Date	Value	Date	Value	Date	Value
1/1/2016		1/1/2017	28.69	1/1/2018	47.23	1/1/2019	54.74	1/1/2020	21.67
1/2/2016		1/2/2017	19.24	1/2/2018	37.40	1/2/2019	59.52	1/2/2020	21.46
1/3/2016		1/3/2017	19.14	1/3/2018	53.04	1/3/2019	46.88	1/3/2020	15.25
1/4/2016		1/4/2017	22.03	1/4/2018	47.34	1/4/2019	40.29	1/4/2020	23.83
1/5/2016		1/5/2017	23.17	1/5/2018	47.08	1/5/2019	57.37	1/5/2020	24.72
1/6/2016		1/6/2017	26.37	1/6/2018	66.60	1/6/2019	54.94	1/6/2020	27.25
1/7/2016		1/7/2017	35.02	1/7/2018	49.44	1/7/2019	33.65	1/7/2020	44.33
1/8/2016		1/8/2017	49.42	1/8/2018	60.47	1/8/2019	43.00	1/8/2020	64.61
1/9/2016		1/9/2017	44.48	1/9/2018	90.95	1/9/2019	59.70	1/9/2020	39.81
1/10/2016		1/10/2017	49.12	1/10/2018	92.77	1/10/2019	62.86	1/10/2020	40.18
1/11/2016		1/11/2017	48.80	1/11/2018	76.79	1/11/2019	73.72	1/11/2020	33.56
1/12/2016		1/12/2017	54.10	1/12/2018	91.15	1/12/2019	75.18	1/12/2020	30.13
1/13/2016		1/13/2017	53.89	1/13/2018	59.43	1/13/2019	69.69	1/13/2020	28.80
1/14/2016		1/14/2017	60.53	1/14/2018	52.21	1/14/2019	60.64	1/14/2020	31.89
1/15/2016		1/15/2017	65.43	1/15/2018	48.80	1/15/2019	51.20	1/15/2020	24.51
1/16/2016		1/16/2017	61.51	1/16/2018	51.33	1/16/2019	69.10	1/16/2020	34.08
1/17/2016		1/17/2017	52.50	1/17/2018	59.03	1/17/2019	61.09	1/17/2020	18.46

1/18/2016		1/18/2017	55.86	1/18/2018	70.29	1/18/2019	57.14	1/18/2020	22.47
1/19/2016		1/19/2017	51.22	1/19/2018	70.29	1/19/2019	58.12	1/19/2020	16.83
1/20/2016		1/20/2017	46.79	1/20/2018	71.46	1/20/2019	49.96	1/20/2020	19.43
1/21/2016		1/21/2017	62.07	1/21/2018	63.84	1/21/2019	48.56	1/21/2020	34.11
1/22/2016		1/22/2017	76.19	1/22/2018	78.90	1/22/2019	60.39	1/22/2020	21.11
1/23/2016		1/23/2017	64.53	1/23/2018	66.39	1/23/2019	31.23	1/23/2020	22.20
1/24/2016		1/24/2017	60.84	1/24/2018	46.24	1/24/2019	34.11	1/24/2020	29.08
1/25/2016		1/25/2017	63.39	1/25/2018	41.68	1/25/2019	28.83	1/25/2020	37.70
1/26/2016		1/26/2017	69.57	1/26/2018	52.66	1/26/2019	21.46	1/26/2020	45.56
1/27/2016		1/27/2017	44.21	1/27/2018	50.75	1/27/2019	23.57	1/27/2020	42.67
1/28/2016		1/28/2017	27.09	1/28/2018	57.27	1/28/2019	34.75	1/28/2020	33.27
1/29/2016		1/29/2017	40.70	1/29/2018	85.78	1/29/2019	43.88	1/29/2020	28.44
1/30/2016		1/30/2017	52.71	1/30/2018	96.11	1/30/2019	42.06	1/30/2020	35.97
1/31/2016		1/31/2017	64.98	1/31/2018	101.84	1/31/2019	51.02	1/31/2020	36.54
2/1/2016		2/1/2017	73.23	2/1/2018	105.80	2/1/2019	63.87	2/1/2020	37.28
2/2/2016		2/2/2017	81.96	2/2/2018	90.80	2/2/2019	65.95	2/2/2020	45.57
2/3/2016		2/3/2017	66.70	2/3/2018	111.47	2/3/2019	49.50	2/3/2020	40.52
2/4/2016		2/4/2017	71.68	2/4/2018	77.86	2/4/2019	50.66	2/4/2020	43.51
2/5/2016		2/5/2017	96.43	2/5/2018	121.73	2/5/2019	72.31	2/5/2020	43.80
2/6/2016		2/6/2017	110.25	2/6/2018	153.10	2/6/2019	73.06	2/6/2020	43.04
2/7/2016		2/7/2017	71.40	2/7/2018	134.81	2/7/2019	34.36	2/7/2020	47.49
2/8/2016		2/8/2017	96.51	2/8/2018	114.58	2/8/2019	20.00	2/8/2020	45.90
2/9/2016		2/9/2017	108.12	2/9/2018	84.39	2/9/2019	12.01	2/9/2020	40.11
2/10/2016		2/10/2017	65.74	2/10/2018	89.82	2/10/2019	32.26	2/10/2020	34.70
2/11/2016		2/11/2017	69.53	2/11/2018	116.39	2/11/2019	36.74	2/11/2020	34.72
2/12/2016		2/12/2017	89.27	2/12/2018	123.46	2/12/2019	48.42	2/12/2020	36.25
2/13/2016		2/13/2017	92.96	2/13/2018	59.12	2/13/2019	46.41	2/13/2020	38.40
2/14/2016		2/14/2017	72.73	2/14/2018	57.45	2/14/2019	66.04	2/14/2020	46.01
2/15/2016		2/15/2017	86.90	2/15/2018	78.25	2/15/2019	59.95	2/15/2020	57.36
2/16/2016		2/16/2017	88.00	2/16/2018	92.26	2/16/2019	22.27	2/16/2020	65.49
2/17/2016		2/17/2017	99.47	2/17/2018	79.30	2/17/2019	28.22	2/17/2020	68.99
2/18/2016		2/18/2017	99.13	2/18/2018	99.65	2/18/2019	34.25	2/18/2020	60.57
2/19/2016		2/19/2017	98.73	2/19/2018	98.19	2/19/2019	48.23	2/19/2020	63.50
2/20/2016		2/20/2017	121.88	2/20/2018	106.33	2/20/2019	56.79	2/20/2020	67.08
2/21/2016		2/21/2017	106.68	2/21/2018	106.78	2/21/2019	75.53	2/21/2020	62.62
2/22/2016		2/22/2017	145.20	2/22/2018	76.53	2/22/2019	56.06	2/22/2020	24.13
2/23/2016		2/23/2017	117.84	2/23/2018	98.15	2/23/2019	44.75	2/23/2020	25.22
2/24/2016		2/24/2017	95.80	2/24/2018	108.91	2/24/2019	45.99	2/24/2020	22.30
2/25/2016		2/25/2017	111.04	2/25/2018	71.30	2/25/2019	40.10	2/25/2020	16.13
2/26/2016		2/26/2017	119.65	2/26/2018	111.25	2/26/2019	49.33	2/26/2020	8.37

2/27/2016		2/27/2017	125.03	2/27/2018	98.39	2/27/2019	25.53	2/27/2020	16.43
2/28/2016		2/28/2017	125.46	2/28/2018	84.58	2/28/2019	17.69	2/28/2020	21.22
2/29/2016		3/1/2017	123.91	3/1/2018	83.88	3/1/2019	26.57	2/29/2020	20.12
3/1/2016		3/2/2017	156.95	3/2/2018	49.58	3/2/2019	40.58	3/1/2020	25.89
3/2/2016		3/3/2017	63.69	3/3/2018	90.86	3/3/2019	48.81	3/2/2020	21.28
3/3/2016		3/4/2017	96.62	3/4/2018	102.93	3/4/2019	43.88	3/3/2020	24.71
3/4/2016		3/5/2017	69.43	3/5/2018	91.50	3/5/2019	44.04	3/4/2020	21.91
3/5/2016		3/6/2017	89.89	3/6/2018	84.37	3/6/2019	43.63	3/5/2020	24.26
3/6/2016		3/7/2017	111.54	3/7/2018	104.40	3/7/2019	55.76	3/6/2020	20.28
3/7/2016		3/8/2017	107.58	3/8/2018	91.39	3/8/2019	64.37	3/7/2020	17.40
3/8/2016		3/9/2017	119.49	3/9/2018	89.79	3/9/2019	59.58	3/8/2020	18.88
3/9/2016		3/10/2017	44.17	3/10/2018	76.74	3/10/2019	57.57	3/9/2020	23.01
3/10/2016		3/11/2017	13.42	3/11/2018	54.53	3/11/2019	68.01	3/10/2020	33.13
3/11/2016		3/12/2017	27.69	3/12/2018	78.47	3/12/2019	95.47	3/11/2020	32.85
3/12/2016		3/13/2017	43.51	3/13/2018	96.26	3/13/2019	76.14	3/12/2020	28.24
3/13/2016		3/14/2017	58.96	3/14/2018	79.20	3/14/2019	90.77	3/13/2020	20.25
3/14/2016		3/15/2017	59.73	3/15/2018	21.03	3/15/2019	88.66	3/14/2020	19.18
3/15/2016		3/16/2017	73.95	3/16/2018		3/16/2019	52.54	3/15/2020	11.60
3/16/2016		3/17/2017	72.85	3/17/2018		3/17/2019	87.88	3/16/2020	14.86
3/17/2016		3/18/2017	47.53	3/18/2018		3/18/2019	67.30	3/17/2020	34.77
3/18/2016		3/19/2017	61.74	3/19/2018		3/19/2019	70.85	3/18/2020	34.26
3/19/2016		3/20/2017	63.99	3/20/2018		3/20/2019	45.18	3/19/2020	34.97
3/20/2016		3/21/2017	65.26	3/21/2018	143.05	3/21/2019	47.15	3/20/2020	36.51
3/21/2016		3/22/2017	79.92	3/22/2018	154.72	3/22/2019	57.56	3/21/2020	22.91
3/22/2016		3/23/2017	82.76	3/23/2018	113.42	3/23/2019	77.00	3/22/2020	21.46
3/23/2016		3/24/2017	81.76	3/24/2018	123.10	3/24/2019	109.97	3/23/2020	16.45
3/24/2016		3/25/2017	51.99	3/25/2018	143.36	3/25/2019	133.41	3/24/2020	25.01
3/25/2016		3/26/2017	90.72	3/26/2018	133.59	3/26/2019	23.43	3/25/2020	30.25
3/26/2016		3/27/2017	80.01	3/27/2018	103.58	3/27/2019	26.22	3/26/2020	31.73
3/27/2016		3/28/2017	79.38	3/28/2018	133.83	3/28/2019	42.64	3/27/2020	33.28
3/28/2016		3/29/2017	61.57	3/29/2018	79.69	3/29/2019	68.58	3/28/2020	14.94
3/29/2016		3/30/2017	56.09	3/30/2018	45.89	3/30/2019	76.92	3/29/2020	18.44
3/30/2016		3/31/2017	82.38	3/31/2018	42.81	3/31/2019	53.76	3/30/2020	22.18
3/31/2016		4/1/2017	57.16	4/1/2018	43.55	4/1/2019	23.00	3/31/2020	35.13
4/1/2016		4/2/2017	39.08	4/2/2018	67.92	4/2/2019	36.61	4/1/2020	33.40
4/2/2016		4/3/2017	41.12	4/3/2018	50.80	4/3/2019	46.98	4/2/2020	20.56
4/3/2016		4/4/2017	62.46	4/4/2018	39.91	4/4/2019	54.06	4/3/2020	28.55
4/4/2016		4/5/2017	76.79	4/5/2018	29.62	4/5/2019	69.61	4/4/2020	40.71
4/5/2016		4/6/2017	78.58	4/6/2018	39.08	4/6/2019	33.38	4/5/2020	51.98
4/6/2016		4/7/2017	89.43	4/7/2018	48.91	4/7/2019	13.62	4/6/2020	55.54

4/7/2016		4/8/2017	86.96	4/8/2018	50.25	4/8/2019	31.06	4/7/2020	53.39
4/8/2016		4/9/2017	78.82	4/9/2018	48.78	4/9/2019	27.15	4/8/2020	50.23
4/9/2016		4/10/2017	105.03	4/10/2018	42.13	4/10/2019	33.10	4/9/2020	39.34
4/10/2016		4/11/2017	146.33	4/11/2018	36.24	4/11/2019	34.17	4/10/2020	66.18
4/11/2016		4/12/2017	156.99	4/12/2018	40.12	4/12/2019	37.47	4/11/2020	78.78
4/12/2016		4/13/2017	169.93	4/13/2018	49.98	4/13/2019	41.12	4/12/2020	65.69
4/13/2016		4/14/2017	141.96	4/14/2018	65.85	4/14/2019	31.87	4/13/2020	61.00
4/14/2016		4/15/2017	50.66	4/15/2018	89.17	4/15/2019	30.94	4/14/2020	49.74
4/15/2016		4/16/2017	58.84	4/16/2018	88.33	4/16/2019	34.34	4/15/2020	22.55
4/16/2016		4/17/2017	72.35	4/17/2018	45.21	4/17/2019	24.50	4/16/2020	35.52
4/17/2016		4/18/2017	65.57	4/18/2018	53.35	4/18/2019	34.46	4/17/2020	33.52
4/18/2016		4/19/2017	59.68	4/19/2018	51.09	4/19/2019	22.99	4/18/2020	19.15
4/19/2016		4/20/2017	35.66	4/20/2018	58.35	4/20/2019	30.93	4/19/2020	15.81
4/20/2016		4/21/2017	47.67	4/21/2018	80.14	4/21/2019	44.25	4/20/2020	15.73
4/21/2016		4/22/2017	45.34	4/22/2018	103.12	4/22/2019	52.91	4/21/2020	15.47
4/22/2016		4/23/2017	19.76	4/23/2018	134.24	4/23/2019	43.99	4/22/2020	11.26
4/23/2016		4/24/2017	57.04	4/24/2018	133.40	4/24/2019	54.36	4/23/2020	16.80
4/24/2016		4/25/2017	73.80	4/25/2018	137.97	4/25/2019	41.55	4/24/2020	17.69
4/25/2016		4/26/2017	92.06	4/26/2018	93.01	4/26/2019	42.77	4/25/2020	22.08
4/26/2016		4/27/2017	97.31	4/27/2018	51.98	4/27/2019	53.64	4/26/2020	24.93
4/27/2016		4/28/2017	85.97	4/28/2018	40.72	4/28/2019	44.39	4/27/2020	18.94
4/28/2016		4/29/2017	65.94	4/29/2018	37.36	4/29/2019	53.33	4/28/2020	17.51
4/29/2016		4/30/2017	60.46	4/30/2018	28.63	4/30/2019	48.61	4/29/2020	17.38
4/30/2016		5/1/2017	36.55	5/1/2018	35.92	5/1/2019	47.89	4/30/2020	17.34
5/1/2016		5/2/2017	42.74	5/2/2018	45.45	5/2/2019	32.05	5/1/2020	15.55
5/2/2016		5/3/2017	44.08	5/3/2018	33.89	5/3/2019	26.20	5/2/2020	16.81
5/3/2016		5/4/2017	83.60	5/4/2018	42.00	5/4/2019	20.98	5/3/2020	17.56
5/4/2016		5/5/2017		5/5/2018	43.13	5/5/2019	17.29	5/4/2020	10.78
5/5/2016		5/6/2017	55.80	5/6/2018	57.55	5/6/2019	28.75	5/5/2020	13.59
5/6/2016		5/7/2017	72.70	5/7/2018	91.04	5/7/2019	34.71	5/6/2020	10.92
5/7/2016		5/8/2017	69.50	5/8/2018	129.08	5/8/2019	36.64	5/7/2020	12.45
5/8/2016		5/9/2017	30.65	5/9/2018	81.14	5/9/2019	28.53	5/8/2020	12.49
5/9/2016		5/10/2017	30.58	5/10/2018	55.97	5/10/2019	22.25	5/9/2020	19.17
5/10/2016		5/11/2017	35.85	5/11/2018	56.41	5/11/2019	25.69	5/10/2020	20.22
5/11/2016		5/12/2017	40.88	5/12/2018	58.87	5/12/2019	12.25	5/11/2020	19.77
5/12/2016		5/13/2017	34.15	5/13/2018	56.11	5/13/2019	19.10	5/12/2020	21.21
5/13/2016		5/14/2017	27.64	5/14/2018	16.87	5/14/2019	15.38	5/13/2020	23.42
5/14/2016		5/15/2017	29.56	5/15/2018	32.86	5/15/2019	11.23	5/14/2020	26.50
5/15/2016		5/16/2017	31.45	5/16/2018	42.13	5/16/2019	9.58	5/15/2020	31.19
5/16/2016		5/17/2017	33.55	5/17/2018	28.99	5/17/2019	12.48	5/16/2020	29.17

5/17/2016		5/18/2017	44.11	5/18/2018	51.05	5/18/2019	8.17	5/17/2020	27.48
5/18/2016		5/19/2017	47.66	5/19/2018	32.07	5/19/2019	5.13	5/18/2020	27.34
5/19/2016		5/20/2017	57.51	5/20/2018	37.71	5/20/2019	7.62	5/19/2020	20.55
5/20/2016		5/21/2017	54.30	5/21/2018	43.91	5/21/2019	9.56	5/20/2020	22.56
5/21/2016		5/22/2017	66.56	5/22/2018	45.15	5/22/2019	7.66	5/21/2020	20.89
5/22/2016		5/23/2017	71.23	5/23/2018	39.50	5/23/2019	5.48	5/22/2020	20.64
5/23/2016		5/24/2017	65.29	5/24/2018	36.49	5/24/2019	5.46	5/23/2020	18.08
5/24/2016		5/25/2017	61.46	5/25/2018	61.02	5/25/2019	4.14	5/24/2020	24.42
5/25/2016		5/26/2017	49.81	5/26/2018	57.87	5/26/2019	2.05	5/25/2020	25.23
5/26/2016		5/27/2017	24.22	5/27/2018	63.17	5/27/2019	2.15	5/26/2020	27.43
5/27/2016		5/28/2017	29.50	5/28/2018	35.49	5/28/2019	2.70	5/27/2020	18.94
5/28/2016		5/29/2017	32.05	5/29/2018	43.02	5/29/2019	4.49	5/28/2020	17.52
5/29/2016		5/30/2017	38.05	5/30/2018	31.86	5/30/2019	4.84	5/29/2020	12.55
5/30/2016		5/31/2017	41.71	5/31/2018	37.45	5/31/2019	3.40	5/30/2020	15.90
5/31/2016		6/1/2017	64.91	6/1/2018	33.32	6/1/2019	2.44	5/31/2020	16.78
6/1/2016		6/2/2017	55.09	6/2/2018	27.54	6/2/2019	2.27	6/1/2020	17.87
6/2/2016		6/3/2017	57.66	6/3/2018	43.02	6/3/2019	2.18	6/2/2020	15.15
6/3/2016		6/4/2017	60.31	6/4/2018	29.41	6/4/2019	1.73	6/3/2020	19.03
6/4/2016		6/5/2017	43.25	6/5/2018	21.91	6/5/2019	1.32	6/4/2020	22.52
6/5/2016		6/6/2017	32.72	6/6/2018	25.24	6/6/2019	0.21	6/5/2020	13.65
6/6/2016		6/7/2017	36.25	6/7/2018	20.20	6/7/2019	0.21	6/6/2020	8.01
6/7/2016		6/8/2017	38.87	6/8/2018	24.66	6/8/2019	0.15	6/7/2020	9.46
6/8/2016		6/9/2017	37.21	6/9/2018	30.71	6/9/2019	0.15	6/8/2020	9.75
6/9/2016		6/10/2017	27.92	6/10/2018	15.27	6/10/2019	0.17	6/9/2020	14.79
6/10/2016		6/11/2017	30.28	6/11/2018	15.39	6/11/2019	0.20	6/10/2020	15.03
6/11/2016		6/12/2017	43.49	6/12/2018	24.95	6/12/2019	0.15	6/11/2020	17.87
6/12/2016		6/13/2017	65.07	6/13/2018	42.01	6/13/2019	0.16	6/12/2020	12.00
6/13/2016		6/14/2017	50.74	6/14/2018	31.15	6/14/2019	0.17	6/13/2020	10.28
6/14/2016		6/15/2017	32.35	6/15/2018	37.77	6/15/2019	0.15	6/14/2020	7.15
6/15/2016		6/16/2017	35.54	6/16/2018	47.22	6/16/2019	0.17	6/15/2020	8.40
6/16/2016		6/17/2017	27.23	6/17/2018	64.16	6/17/2019	0.28	6/16/2020	5.08
6/17/2016		6/18/2017	39.62	6/18/2018	79.13	6/18/2019	0.44	6/17/2020	6.46
6/18/2016		6/19/2017	38.44	6/19/2018	98.94	6/19/2019	0.32	6/18/2020	6.27
6/19/2016		6/20/2017	41.65	6/20/2018	86.74	6/20/2019	0.21	6/19/2020	5.49
6/20/2016		6/21/2017	24.17	6/21/2018	66.54	6/21/2019	0.17	6/20/2020	14.11
6/21/2016		6/22/2017	19.08	6/22/2018	53.51	6/22/2019		6/21/2020	15.19
6/22/2016		6/23/2017	29.23	6/23/2018	41.12	6/23/2019		6/22/2020	6.83
6/23/2016		6/24/2017	17.64	6/24/2018	39.02	6/24/2019		6/23/2020	8.73
6/24/2016		6/25/2017	14.85	6/25/2018	31.70	6/25/2019		6/24/2020	13.47
6/25/2016		6/26/2017	11.90	6/26/2018	31.27	6/26/2019		6/25/2020	12.27

6/26/2016		6/27/2017	17.62	6/27/2018	14.11	6/27/2019		6/26/2020	7.79
6/27/2016		6/28/2017	13.34	6/28/2018	9.75	6/28/2019		6/27/2020	9.73
6/28/2016		6/29/2017	14.78	6/29/2018	13.73	6/29/2019		6/28/2020	8.70
6/29/2016		6/30/2017	14.64	6/30/2018	16.87	6/30/2019		6/29/2020	8.13
6/30/2016		7/1/2017	15.40	7/1/2018	14.17	7/1/2019		6/30/2020	13.95
7/1/2016		7/2/2017	14.08	7/2/2018	7.16	7/2/2019		7/1/2020	17.15
7/2/2016		7/3/2017	10.96	7/3/2018	19.84	7/3/2019		7/2/2020	17.69
7/3/2016		7/4/2017	7.82	7/4/2018	29.94	7/4/2019		7/3/2020	20.36
7/4/2016		7/5/2017	7.53	7/5/2018	19.65	7/5/2019		7/4/2020	12.40
7/5/2016		7/6/2017	12.27	7/6/2018	18.85	7/6/2019		7/5/2020	7.17
7/6/2016		7/7/2017	13.16	7/7/2018	19.48	7/7/2019		7/6/2020	7.44
7/7/2016		7/8/2017	12.91	7/8/2018	13.82	7/8/2019		7/7/2020	6.82
7/8/2016		7/9/2017	11.89	7/9/2018	14.88	7/9/2019		7/8/2020	8.15
7/9/2016		7/10/2017	12.95	7/10/2018	14.55	7/10/2019		7/9/2020	5.88
7/10/2016		7/11/2017	8.89	7/11/2018	10.19	7/11/2019		7/10/2020	6.03
7/11/2016		7/12/2017	15.29	7/12/2018	6.95	7/12/2019		7/11/2020	5.38
7/12/2016		7/13/2017	22.22	7/13/2018	8.08	7/13/2019		7/12/2020	7.31
7/13/2016		7/14/2017	19.50	7/14/2018	6.83	7/14/2019		7/13/2020	8.06
7/14/2016		7/15/2017	15.22	7/15/2018	8.87	7/15/2019		7/14/2020	7.75
7/15/2016		7/16/2017	9.44	7/16/2018	10.69	7/16/2019		7/15/2020	8.88
7/16/2016		7/17/2017	12.67	7/17/2018	14.89	7/17/2019		7/16/2020	7.64
7/17/2016		7/18/2017	11.28	7/18/2018	10.92	7/18/2019		7/17/2020	8.11
7/18/2016		7/19/2017	10.88	7/19/2018	8.75	7/19/2019		7/18/2020	6.42
7/19/2016		7/20/2017	6.70	7/20/2018	10.74	7/20/2019		7/19/2020	4.41
7/20/2016		7/21/2017	9.03	7/21/2018	14.87	7/21/2019		7/20/2020	3.37
7/21/2016		7/22/2017	6.37	7/22/2018	12.59	7/22/2019		7/21/2020	4.93
7/22/2016		7/23/2017	6.89	7/23/2018	10.33	7/23/2019		7/22/2020	6.62
7/23/2016		7/24/2017	9.40	7/24/2018	11.66	7/24/2019		7/23/2020	7.46
7/24/2016		7/25/2017	8.87	7/25/2018	7.36	7/25/2019		7/24/2020	4.66
7/25/2016		7/26/2017	7.98	7/26/2018	6.94	7/26/2019		7/25/2020	7.74
7/26/2016		7/27/2017	12.90	7/27/2018	8.88	7/27/2019		7/26/2020	10.96
7/27/2016		7/28/2017	14.74	7/28/2018	9.90	7/28/2019		7/27/2020	9.24
7/28/2016		7/29/2017		7/29/2018	8.68	7/29/2019		7/28/2020	8.74
7/29/2016		7/30/2017		7/30/2018	8.03	7/30/2019		7/29/2020	9.50
7/30/2016		7/31/2017		7/31/2018	7.29	7/31/2019		7/30/2020	11.25
7/31/2016		8/1/2017		8/1/2018	7.94	8/1/2019		7/31/2020	9.97
8/1/2016		8/2/2017		8/2/2018	9.63	8/2/2019		8/1/2020	9.65
8/2/2016		8/3/2017		8/3/2018	8.49	8/3/2019		8/2/2020	9.86
8/3/2016		8/4/2017		8/4/2018	8.14	8/4/2019		8/3/2020	6.01
8/4/2016		8/5/2017		8/5/2018	21.05	8/5/2019		8/4/2020	7.38

8/5/2016		8/6/2017		8/6/2018	8.93	8/6/2019		8/5/2020	5.73
8/6/2016		8/7/2017		8/7/2018	9.06	8/7/2019		8/6/2020	8.14
8/7/2016		8/8/2017		8/8/2018	15.56	8/8/2019		8/7/2020	6.71
8/8/2016		8/9/2017		8/9/2018	18.00	8/9/2019		8/8/2020	9.42
8/9/2016		8/10/2017		8/10/2018	9.86	8/10/2019		8/9/2020	5.47
8/10/2016		8/11/2017		8/11/2018	12.47	8/11/2019		8/10/2020	8.49
8/11/2016		8/12/2017		8/12/2018	7.88	8/12/2019		8/11/2020	6.08
8/12/2016		8/13/2017		8/13/2018	12.94	8/13/2019		8/12/2020	4.32
8/13/2016		8/14/2017		8/14/2018	5.04	8/14/2019		8/13/2020	7.87
8/14/2016		8/15/2017		8/15/2018	8.98	8/15/2019		8/14/2020	7.89
8/15/2016		8/16/2017		8/16/2018	11.57	8/16/2019		8/15/2020	10.44
8/16/2016		8/17/2017		8/17/2018	7.58	8/17/2019		8/16/2020	7.87
8/17/2016		8/18/2017		8/18/2018	8.29	8/18/2019		8/17/2020	8.46
8/18/2016		8/19/2017		8/19/2018	15.75	8/19/2019		8/18/2020	
8/19/2016		8/20/2017		8/20/2018	9.03	8/20/2019		8/19/2020	
8/20/2016		8/21/2017		8/21/2018	7.32	8/21/2019		8/20/2020	
8/21/2016		8/22/2017		8/22/2018	14.12	8/22/2019		8/21/2020	
8/22/2016		8/23/2017		8/23/2018	8.39	8/23/2019		8/22/2020	
8/23/2016		8/24/2017		8/24/2018	8.31	8/24/2019		8/23/2020	
8/24/2016		8/25/2017		8/25/2018	9.11	8/25/2019		8/24/2020	
8/25/2016		8/26/2017		8/26/2018	7.09	8/26/2019		8/25/2020	
8/26/2016		8/27/2017		8/27/2018	6.61	8/27/2019		8/26/2020	
8/27/2016		8/28/2017		8/28/2018	6.64	8/28/2019		8/27/2020	
8/28/2016		8/29/2017		8/29/2018	9.24	8/29/2019		8/28/2020	
8/29/2016		8/30/2017		8/30/2018	11.17	8/30/2019		8/29/2020	
8/30/2016		8/31/2017		8/31/2018	7.90	8/31/2019		8/30/2020	
8/31/2016		9/1/2017		9/1/2018	9.81	9/1/2019		8/31/2020	
9/1/2016		9/2/2017		9/2/2018	10.32	9/2/2019		9/1/2020	
9/2/2016		9/3/2017		9/3/2018	17.42	9/3/2019		9/2/2020	
9/3/2016		9/4/2017		9/4/2018	13.81	9/4/2019		9/3/2020	
9/4/2016		9/5/2017		9/5/2018	15.82	9/5/2019		9/4/2020	
9/5/2016		9/6/2017		9/6/2018	14.77	9/6/2019		9/5/2020	
9/6/2016		9/7/2017		9/7/2018	7.58	9/7/2019		9/6/2020	
9/7/2016		9/8/2017		9/8/2018	12.33	9/8/2019		9/7/2020	
9/8/2016		9/9/2017		9/9/2018	16.17	9/9/2019		9/8/2020	
9/9/2016		9/10/2017		9/10/2018	12.58	9/10/2019		9/9/2020	
9/10/2016		9/11/2017		9/11/2018	18.21	9/11/2019		9/10/2020	
9/11/2016		9/12/2017		9/12/2018	12.55	9/12/2019		9/11/2020	
9/12/2016		9/13/2017		9/13/2018	16.10	9/13/2019		9/12/2020	
9/13/2016		9/14/2017		9/14/2018	16.29	9/14/2019		9/13/2020	

9/14/2016		9/15/2017		9/15/2018	23.48	9/15/2019		9/14/2020	
9/15/2016		9/16/2017		9/16/2018	29.13	9/16/2019		9/15/2020	
9/16/2016		9/17/2017		9/17/2018	22.14	9/17/2019		9/16/2020	
9/17/2016		9/18/2017		9/18/2018	24.57	9/18/2019		9/17/2020	
9/18/2016		9/19/2017		9/19/2018	24.56	9/19/2019		9/18/2020	
9/19/2016		9/20/2017		9/20/2018	23.60	9/20/2019		9/19/2020	
9/20/2016		9/21/2017		9/21/2018	9.80	9/21/2019		9/20/2020	
9/21/2016		9/22/2017		9/22/2018	12.03	9/22/2019		9/21/2020	
9/22/2016		9/23/2017		9/23/2018	18.55	9/23/2019		9/22/2020	
9/23/2016		9/24/2017		9/24/2018	30.33	9/24/2019		9/23/2020	
9/24/2016		9/25/2017		9/25/2018	40.87	9/25/2019		9/24/2020	
9/25/2016		9/26/2017		9/26/2018	29.35	9/26/2019		9/25/2020	
9/26/2016		9/27/2017		9/27/2018	28.51	9/27/2019		9/26/2020	
9/27/2016		9/28/2017		9/28/2018	41.52	9/28/2019		9/27/2020	
9/28/2016		9/29/2017		9/29/2018	34.01	9/29/2019		9/28/2020	
9/29/2016		9/30/2017		9/30/2018	38.62	9/30/2019		9/29/2020	
9/30/2016		10/1/2017		10/1/2018	38.26	10/1/2019		9/30/2020	
10/1/2016		10/2/2017		10/2/2018	43.20	10/2/2019		10/1/2020	
10/2/2016		10/3/2017		10/3/2018	38.58	10/3/2019		10/2/2020	
10/3/2016		10/4/2017	19.24	10/4/2018	33.47	10/4/2019		10/3/2020	
10/4/2016		10/5/2017	20.27	10/5/2018	35.37	10/5/2019		10/4/2020	
10/5/2016		10/6/2017	20.01	10/6/2018	28.05	10/6/2019		10/5/2020	
10/6/2016		10/7/2017	24.83	10/7/2018	33.08	10/7/2019		10/6/2020	
10/7/2016		10/8/2017	31.38	10/8/2018	31.06	10/8/2019		10/7/2020	
10/8/2016		10/9/2017	29.66	10/9/2018	37.44	10/9/2019		10/8/2020	
10/9/2016		10/10/2017	37.48	10/10/2018	43.25	10/10/2019		10/9/2020	
10/10/2016		10/11/2017	27.79	10/11/2018	37.58	10/11/2019		10/10/2020	
10/11/2016		10/12/2017	24.83	10/12/2018	26.71	10/12/2019		10/11/2020	
10/12/2016		10/13/2017	32.24	10/13/2018	24.97	10/13/2019		10/12/2020	
10/13/2016		10/14/2017	40.89	10/14/2018	24.89	10/14/2019		10/13/2020	
10/14/2016		10/15/2017	71.83	10/15/2018	34.18	10/15/2019		10/14/2020	
10/15/2016		10/16/2017	66.89	10/16/2018	42.46	10/16/2019		10/15/2020	
10/16/2016		10/17/2017	59.51	10/17/2018	49.45	10/17/2019		10/16/2020	
10/17/2016		10/18/2017	46.93	10/18/2018		10/18/2019		10/17/2020	
10/18/2016		10/19/2017	55.35	10/19/2018		10/19/2019		10/18/2020	
10/19/2016	28.82	10/20/2017	32.55	10/20/2018		10/20/2019		10/19/2020	
10/20/2016	24.03	10/21/2017	25.41	10/21/2018	42.48	10/21/2019		10/20/2020	
10/21/2016	25.70	10/22/2017	30.27	10/22/2018	42.01	10/22/2019		10/21/2020	
10/22/2016	30.13	10/23/2017	68.50	10/23/2018	41.71	10/23/2019		10/22/2020	
10/23/2016	43.13	10/24/2017	80.82	10/24/2018	41.68	10/24/2019		10/23/2020	

10/24/2016	50.89	10/25/2017	79.98	10/25/2018	43.33	10/25/2019		10/24/2020	
10/25/2016	34.59	10/26/2017	72.87	10/26/2018	31.98	10/26/2019		10/25/2020	
10/26/2016	27.80	10/27/2017	70.83	10/27/2018	31.34	10/27/2019		10/26/2020	
10/27/2016	23.37	10/28/2017	52.36	10/28/2018	28.34	10/28/2019		10/27/2020	
10/28/2016	29.78	10/29/2017	41.85	10/29/2018	35.37	10/29/2019		10/28/2020	
10/29/2016	35.59	10/30/2017	24.95	10/30/2018	42.49	10/30/2019		10/29/2020	
10/30/2016	32.04	10/31/2017	35.51	10/31/2018	48.31	10/31/2019		10/30/2020	
10/31/2016	24.02	11/1/2017	24.28	11/1/2018	43.94	11/1/2019		10/31/2020	
11/1/2016	15.59	11/2/2017		11/2/2018	38.20	11/2/2019		11/1/2020	
11/2/2016	15.72	11/3/2017		11/3/2018	69.18	11/3/2019		11/2/2020	
11/3/2016	17.98	11/4/2017		11/4/2018	71.10	11/4/2019		11/3/2020	
11/4/2016	22.08	11/5/2017		11/5/2018	48.40	11/5/2019		11/4/2020	
11/5/2016	22.34	11/6/2017	113.72	11/6/2018	40.84	11/6/2019		11/5/2020	
11/6/2016	28.81	11/7/2017		11/7/2018	51.26	11/7/2019		11/6/2020	
11/7/2016	36.36	11/8/2017		11/8/2018	43.98	11/8/2019		11/7/2020	
11/8/2016	39.52	11/9/2017		11/9/2018	38.10	11/9/2019		11/8/2020	
11/9/2016	36.44	11/10/2017		11/10/2018	34.92	11/10/2019		11/9/2020	
11/10/2016	35.88	11/11/2017		11/11/2018	36.30	11/11/2019		11/10/2020	
11/11/2016	30.78	11/12/2017		11/12/2018	53.66	11/12/2019	736.60	11/11/2020	
11/12/2016	13.40	11/13/2017		11/13/2018	57.25	11/13/2019	52.12	11/12/2020	
11/13/2016		11/14/2017	81.38	11/14/2018	61.52	11/14/2019	31.76	11/13/2020	
11/14/2016		11/15/2017	73.46	11/15/2018	55.23	11/15/2019	27.21	11/14/2020	
11/15/2016		11/16/2017	55.11	11/16/2018	50.96	11/16/2019	30.33	11/15/2020	
11/16/2016		11/17/2017	71.08	11/17/2018	59.53	11/17/2019	38.13	11/16/2020	
11/17/2016		11/18/2017	53.82	11/18/2018	71.48	11/18/2019	48.84	11/17/2020	
11/18/2016		11/19/2017	51.71	11/19/2018	87.58	11/19/2019	58.90	11/18/2020	
11/19/2016		11/20/2017	63.00	11/20/2018	81.12	11/20/2019	63.29	11/19/2020	
11/20/2016		11/21/2017	58.52	11/21/2018	53.41	11/21/2019	60.93	11/20/2020	
11/21/2016		11/22/2017	53.32	11/22/2018	54.69	11/22/2019	57.12	11/21/2020	
11/22/2016	636.70	11/23/2017	48.63	11/23/2018	48.88	11/23/2019	93.07	11/22/2020	
11/23/2016	62.92	11/24/2017		11/24/2018	38.30	11/24/2019	62.55	11/23/2020	
11/24/2016	59.35	11/25/2017		11/25/2018	52.71	11/25/2019	52.63	11/24/2020	
11/25/2016	61.89	11/26/2017		11/26/2018		11/26/2019	58.87	11/25/2020	
11/26/2016	59.17	11/27/2017		11/27/2018	69.33	11/27/2019	40.66	11/26/2020	
11/27/2016	52.85	11/28/2017		11/28/2018	64.90	11/28/2019	29.37	11/27/2020	
11/28/2016	40.21	11/29/2017		11/29/2018	64.08	11/29/2019	34.62	11/28/2020	
11/29/2016	33.66	11/30/2017	94.69	11/30/2018	55.62	11/30/2019	26.32	11/29/2020	
11/30/2016	25.84	12/1/2017	68.04	12/1/2018	55.99	12/1/2019	18.21	11/30/2020	
12/1/2016	47.87	12/2/2017	51.25	12/2/2018	56.38	12/2/2019	22.27	12/1/2020	
12/2/2016	50.74	12/3/2017	50.06	12/3/2018	61.87	12/3/2019	39.05	12/2/2020	

12/3/2016	45.47	12/4/2017	57.38	12/4/2018	63.79	12/4/2019	38.46	12/3/2020	
12/4/2016	56.88	12/5/2017	65.14	12/5/2018	58.76	12/5/2019	39.09	12/4/2020	
12/5/2016	41.92	12/6/2017	66.67	12/6/2018	50.73	12/6/2019	28.01	12/5/2020	
12/6/2016	41.38	12/7/2017	43.27	12/7/2018	49.82	12/7/2019	26.13	12/6/2020	
12/7/2016	42.33	12/8/2017	45.86	12/8/2018	48.23	12/8/2019	21.72	12/7/2020	
12/8/2016	73.83	12/9/2017	42.09	12/9/2018	44.27	12/9/2019	45.05	12/8/2020	
12/9/2016	48.91	12/10/2017	50.04	12/10/2018	37.98	12/10/2019	34.75	12/9/2020	
12/10/2016	53.91	12/11/2017	63.49	12/11/2018	29.47	12/11/2019	34.34	12/10/2020	
12/11/2016	63.88	12/12/2017	57.44	12/12/2018	32.04	12/12/2019	31.15	12/11/2020	
12/12/2016	60.28	12/13/2017	73.75	12/13/2018	36.03	12/13/2019		12/12/2020	
12/13/2016	53.88	12/14/2017	81.52	12/14/2018	33.86	12/14/2019	18.97	12/13/2020	
12/14/2016	68.89	12/15/2017	61.41	12/15/2018	29.93	12/15/2019	28.13	12/14/2020	
12/15/2016	46.76	12/16/2017	72.75	12/16/2018	30.82	12/16/2019	25.17	12/15/2020	
12/16/2016	47.40	12/17/2017	72.29	12/17/2018	44.33	12/17/2019	27.20	12/16/2020	
12/17/2016	63.88	12/18/2017	65.08	12/18/2018	75.82	12/18/2019	21.50	12/17/2020	
12/18/2016	45.71	12/19/2017	68.16	12/19/2018	97.63	12/19/2019	25.01	12/18/2020	
12/19/2016		12/20/2017	72.87	12/20/2018	95.06	12/20/2019	29.56	12/19/2020	
12/20/2016		12/21/2017	81.93	12/21/2018	73.78	12/21/2019	36.94	12/20/2020	41.26
12/21/2016	55.36	12/22/2017	64.55	12/22/2018	60.91	12/22/2019	28.18	12/21/2020	31.46
12/22/2016	54.85	12/23/2017	52.92	12/23/2018	47.57	12/23/2019	22.43	12/22/2020	24.15
12/23/2016	53.12	12/24/2017	54.37	12/24/2018	61.34	12/24/2019	30.42	12/23/2020	31.75
12/24/2016	40.73	12/25/2017		12/25/2018	74.96	12/25/2019	27.03	12/24/2020	34.84
12/25/2016	35.53	12/26/2017	75.22	12/26/2018	50.97	12/26/2019	26.15	12/25/2020	32.52
12/26/2016	52.61	12/27/2017	54.68	12/27/2018	59.80	12/27/2019	29.05	12/26/2020	45.51
12/27/2016	65.02	12/28/2017	51.39	12/28/2018	53.63	12/28/2019	34.24	12/27/2020	43.99
12/28/2016	55.41	12/29/2017	78.78	12/29/2018	54.17	12/29/2019	28.37	12/28/2020	38.36
12/29/2016	59.50	12/30/2017	75.01	12/30/2018	57.80	12/30/2019	25.63	12/29/2020	34.78
12/30/2016	57.06	12/31/2017	64.93	12/31/2018	45.05	12/31/2019	25.88	12/30/2020	35.67
12/31/2016	48.43								36.04

TSP

Date	Value	Date	Value	Date	Value	Date	Value	Date	Value
1/1/2016		1/1/2017	37.62	1/1/2018	92.88	1/1/2019	94.94	1/1/2020	21.98
1/2/2016		1/2/2017	117.45	1/2/2018	139.98	1/2/2019	122.20	1/2/2020	21.51
1/3/2016		1/3/2017	45.37	1/3/2018	135.75	1/3/2019	85.97	1/3/2020	15.33
1/4/2016		1/4/2017	49.65	1/4/2018	117.20	1/4/2019	64.97	1/4/2020	23.83
1/5/2016		1/5/2017	48.55	1/5/2018	101.36	1/5/2019	84.62	1/5/2020	24.96
1/6/2016		1/6/2017	52.24	1/6/2018	158.95	1/6/2019	85.56	1/6/2020	27.33
1/7/2016		1/7/2017	69.62	1/7/2018	120.33	1/7/2019	48.38	1/7/2020	44.75

1/8/2016		1/8/2017	104.90	1/8/2018	152.53	1/8/2019	90.50	1/8/2020	65.53
1/9/2016		1/9/2017	93.54	1/9/2018	187.53	1/9/2019	117.51	1/9/2020	39.95
1/10/2016		1/10/2017	89.46	1/10/2018	159.20	1/10/2019	92.18	1/10/2020	40.29
1/11/2016		1/11/2017	86.15	1/11/2018	140.83	1/11/2019	100.41	1/11/2020	33.69
1/12/2016		1/12/2017	82.81	1/12/2018	183.66	1/12/2019	101.60	1/12/2020	30.23
1/13/2016		1/13/2017	85.46	1/13/2018	103.07	1/13/2019	108.64	1/13/2020	28.92
1/14/2016		1/14/2017	110.45	1/14/2018	91.21	1/14/2019	115.13	1/14/2020	32.67
1/15/2016		1/15/2017	132.85	1/15/2018	99.47	1/15/2019	87.75	1/15/2020	24.75
1/16/2016		1/16/2017	147.63	1/16/2018	110.57	1/16/2019	93.08	1/16/2020	34.24
1/17/2016		1/17/2017	126.82	1/17/2018	110.94	1/17/2019	97.90	1/17/2020	18.46
1/18/2016		1/18/2017	138.16	1/18/2018	124.29	1/18/2019	95.29	1/18/2020	22.61
1/19/2016		1/19/2017	163.61	1/19/2018	127.20	1/19/2019	82.74	1/19/2020	17.08
1/20/2016		1/20/2017	134.42	1/20/2018	134.58	1/20/2019	75.92	1/20/2020	19.48
1/21/2016		1/21/2017	146.61	1/21/2018	115.62	1/21/2019	73.39	1/21/2020	34.41
1/22/2016		1/22/2017	148.88	1/22/2018	218.72	1/22/2019	100.94	1/22/2020	21.54
1/23/2016		1/23/2017	132.37	1/23/2018	141.66	1/23/2019	34.37	1/23/2020	22.75
1/24/2016		1/24/2017	110.13	1/24/2018	51.36	1/24/2019	68.90	1/24/2020	29.15
1/25/2016		1/25/2017	161.95	1/25/2018	67.96	1/25/2019	51.32	1/25/2020	38.04
1/26/2016		1/26/2017	186.64	1/26/2018	79.33	1/26/2019	23.34	1/26/2020	45.76
1/27/2016		1/27/2017	82.86	1/27/2018	91.46	1/27/2019	33.68	1/27/2020	42.85
1/28/2016		1/28/2017	83.37	1/28/2018	101.40	1/28/2019	78.47	1/28/2020	34.78
1/29/2016		1/29/2017	82.57	1/29/2018	130.86	1/29/2019	106.24	1/29/2020	28.64
1/30/2016		1/30/2017	85.44	1/30/2018	188.26	1/30/2019	72.02	1/30/2020	36.19
1/31/2016		1/31/2017	119.51	1/31/2018	126.25	1/31/2019	69.92	1/31/2020	36.75
2/1/2016		2/1/2017	158.21	2/1/2018	193.29	2/1/2019	102.73	2/1/2020	37.66
2/2/2016		2/2/2017	174.87	2/2/2018	132.95	2/2/2019	114.11	2/2/2020	46.30
2/3/2016		2/3/2017	115.10	2/3/2018	254.03	2/3/2019	87.76	2/3/2020	40.94
2/4/2016		2/4/2017	152.08	2/4/2018	252.13	2/4/2019	103.12	2/4/2020	44.25
2/5/2016		2/5/2017	212.65	2/5/2018	306.48	2/5/2019	123.38	2/5/2020	44.12
2/6/2016		2/6/2017	512.38	2/6/2018	511.47	2/6/2019	127.44	2/6/2020	43.33
2/7/2016		2/7/2017	169.38	2/7/2018	316.28	2/7/2019	36.10	2/7/2020	47.95
2/8/2016		2/8/2017	304.32	2/8/2018	404.03	2/8/2019	23.41	2/8/2020	49.05
2/9/2016		2/9/2017	359.70	2/9/2018	277.91	2/9/2019	16.00	2/9/2020	40.90
2/10/2016		2/10/2017	188.93	2/10/2018	283.22	2/10/2019	72.96	2/10/2020	36.12
2/11/2016		2/11/2017	186.15	2/11/2018	307.61	2/11/2019	51.76	2/11/2020	35.27
2/12/2016		2/12/2017	217.91	2/12/2018	223.27	2/12/2019	68.83	2/12/2020	37.17
2/13/2016		2/13/2017	264.72	2/13/2018	83.02	2/13/2019	64.03	2/13/2020	41.74
2/14/2016		2/14/2017	167.02	2/14/2018	183.40	2/14/2019	103.51	2/14/2020	47.05
2/15/2016		2/15/2017	174.08	2/15/2018	159.00	2/15/2019	111.67	2/15/2020	57.95
2/16/2016		2/16/2017	196.46	2/16/2018	166.67	2/16/2019	26.59	2/16/2020	66.95

2/17/2016		2/17/2017	237.77	2/17/2018	161.71	2/17/2019	68.48	2/17/2020	69.99
2/18/2016		2/18/2017	193.50	2/18/2018	173.98	2/18/2019	44.67	2/18/2020	61.24
2/19/2016		2/19/2017	222.88	2/19/2018	180.34	2/19/2019	77.06	2/19/2020	65.03
2/20/2016		2/20/2017	352.47	2/20/2018	205.02	2/20/2019	107.59	2/20/2020	67.71
2/21/2016		2/21/2017	363.76	2/21/2018	251.94	2/21/2019	244.89	2/21/2020	63.04
2/22/2016		2/22/2017	400.36	2/22/2018	112.42	2/22/2019	171.05	2/22/2020	24.97
2/23/2016		2/23/2017	394.27	2/23/2018	164.94	2/23/2019	96.20	2/23/2020	25.61
2/24/2016		2/24/2017	273.73	2/24/2018	288.67	2/24/2019	94.31	2/24/2020	23.60
2/25/2016		2/25/2017	226.04	2/25/2018	250.42	2/25/2019	127.80	2/25/2020	16.66
2/26/2016		2/26/2017	290.08	2/26/2018	229.39	2/26/2019	131.40	2/26/2020	8.49
2/27/2016		2/27/2017	316.60	2/27/2018	229.30	2/27/2019	47.96	2/27/2020	16.61
2/28/2016		2/28/2017	328.28	2/28/2018	157.88	2/28/2019	29.16	2/28/2020	21.56
2/29/2016		3/1/2017	286.78	3/1/2018	167.58	3/1/2019	40.99	2/29/2020	20.43
3/1/2016		3/2/2017	565.57	3/2/2018	129.10	3/2/2019	55.87	3/1/2020	26.18
3/2/2016		3/3/2017	260.04	3/3/2018	283.07	3/3/2019	61.68	3/2/2020	21.45
3/3/2016		3/4/2017	463.57	3/4/2018	402.58	3/4/2019	62.48	3/3/2020	24.98
3/4/2016		3/5/2017	262.57	3/5/2018	317.72	3/5/2019	77.85	3/4/2020	22.21
3/5/2016		3/6/2017	294.04	3/6/2018	250.76	3/6/2019	104.65	3/5/2020	25.03
3/6/2016		3/7/2017	359.08	3/7/2018	227.83	3/7/2019	94.50	3/6/2020	20.57
3/7/2016		3/8/2017	333.04	3/8/2018	208.69	3/8/2019	125.98	3/7/2020	17.74
3/8/2016		3/9/2017	437.06	3/9/2018	215.14	3/9/2019	120.68	3/8/2020	19.25
3/9/2016		3/10/2017	91.51	3/10/2018	166.67	3/10/2019	125.85	3/9/2020	23.33
3/10/2016		3/11/2017	14.74	3/11/2018	72.75	3/11/2019	145.56	3/10/2020	33.68
3/11/2016		3/12/2017	63.41	3/12/2018	122.56	3/12/2019	310.30	3/11/2020	34.34
3/12/2016		3/13/2017	98.39	3/13/2018	173.33	3/13/2019	223.17	3/12/2020	31.97
3/13/2016		3/14/2017	116.55	3/14/2018	176.20	3/14/2019	265.85	3/13/2020	20.80
3/14/2016		3/15/2017	138.44	3/15/2018	36.65	3/15/2019	268.63	3/14/2020	19.29
3/15/2016		3/16/2017	170.36	3/16/2018		3/16/2019	110.52	3/15/2020	12.40
3/16/2016		3/17/2017	220.27	3/17/2018		3/17/2019	204.57	3/16/2020	15.14
3/17/2016		3/18/2017	112.56	3/18/2018		3/18/2019	164.95	3/17/2020	45.19
3/18/2016		3/19/2017	119.18	3/19/2018		3/19/2019	162.66	3/18/2020	34.95
3/19/2016		3/20/2017	118.37	3/20/2018		3/20/2019	82.80	3/19/2020	35.62
3/20/2016		3/21/2017	147.25	3/21/2018	342.66	3/21/2019	124.77	3/20/2020	37.33
3/21/2016		3/22/2017	165.69	3/22/2018	450.57	3/22/2019	162.73	3/21/2020	23.07
3/22/2016		3/23/2017	182.36	3/23/2018	331.79	3/23/2019	174.59	3/22/2020	21.66
3/23/2016		3/24/2017	209.92	3/24/2018	314.53	3/24/2019	204.95	3/23/2020	16.78
3/24/2016		3/25/2017	107.64	3/25/2018	332.96	3/25/2019	278.33	3/24/2020	26.07
3/25/2016		3/26/2017	174.40	3/26/2018	280.22	3/26/2019	33.79	3/25/2020	30.35
3/26/2016		3/27/2017	154.87	3/27/2018	191.57	3/27/2019	73.40	3/26/2020	32.00
3/27/2016		3/28/2017	145.39	3/28/2018	272.08	3/28/2019	90.43	3/27/2020	33.66

3/28/2016		3/29/2017	69.27	3/29/2018	220.99	3/29/2019	119.10	3/28/2020	15.40
3/29/2016		3/30/2017	94.05	3/30/2018	153.05	3/30/2019	114.53	3/29/2020	20.34
3/30/2016		3/31/2017	150.37	3/31/2018	119.36	3/31/2019	99.88	3/30/2020	22.87
3/31/2016		4/1/2017	127.42	4/1/2018	62.77	4/1/2019	53.49	3/31/2020	36.40
4/1/2016		4/2/2017	126.05	4/2/2018	163.38	4/2/2019	79.38	4/1/2020	36.34
4/2/2016		4/3/2017	104.99	4/3/2018	87.33	4/3/2019	82.03	4/2/2020	21.96
4/3/2016		4/4/2017	145.39	4/4/2018	47.29	4/4/2019	70.36	4/3/2020	29.46
4/4/2016		4/5/2017	162.32	4/5/2018	50.86	4/5/2019	75.70	4/4/2020	42.30
4/5/2016		4/6/2017	212.11	4/6/2018	60.93	4/6/2019	34.26	4/5/2020	52.84
4/6/2016		4/7/2017	276.03	4/7/2018	83.58	4/7/2019	14.85	4/6/2020	58.46
4/7/2016		4/8/2017	197.22	4/8/2018	85.58	4/8/2019	41.74	4/7/2020	54.97
4/8/2016		4/9/2017	191.70	4/9/2018	76.50	4/9/2019	33.86	4/8/2020	52.08
4/9/2016		4/10/2017	258.44	4/10/2018	63.73	4/10/2019	44.11	4/9/2020	43.11
4/10/2016		4/11/2017	326.86	4/11/2018	77.73	4/11/2019	46.48	4/10/2020	67.67
4/11/2016		4/12/2017	355.59	4/12/2018	72.87	4/12/2019	53.29	4/11/2020	80.86
4/12/2016		4/13/2017	374.14	4/13/2018	147.03	4/13/2019	54.87	4/12/2020	66.93
4/13/2016		4/14/2017	304.76	4/14/2018	181.46	4/14/2019	34.84	4/13/2020	63.64
4/14/2016		4/15/2017	81.31	4/15/2018	227.79	4/15/2019	37.32	4/14/2020	50.69
4/15/2016		4/16/2017	176.63	4/16/2018	205.17	4/16/2019	48.33	4/15/2020	22.62
4/16/2016		4/17/2017	201.93	4/17/2018	59.23	4/17/2019	31.28	4/16/2020	37.67
4/17/2016		4/18/2017	171.01	4/18/2018	82.37	4/18/2019	46.83	4/17/2020	33.85
4/18/2016		4/19/2017	101.54	4/19/2018	86.40	4/19/2019	37.54	4/18/2020	19.69
4/19/2016		4/20/2017	42.64	4/20/2018	127.89	4/20/2019	44.21	4/19/2020	16.77
4/20/2016		4/21/2017	71.66	4/21/2018	254.80	4/21/2019	57.62	4/20/2020	16.04
4/21/2016		4/22/2017	48.19	4/22/2018	279.50	4/22/2019	58.26	4/21/2020	15.52
4/22/2016		4/23/2017	23.15	4/23/2018	283.34	4/23/2019	54.08	4/22/2020	11.44
4/23/2016		4/24/2017	120.75	4/24/2018	315.40	4/24/2019	76.30	4/23/2020	17.05
4/24/2016		4/25/2017	228.67	4/25/2018	365.04	4/25/2019	54.89	4/24/2020	17.74
4/25/2016		4/26/2017	313.30	4/26/2018	179.97	4/26/2019	49.54	4/25/2020	22.12
4/26/2016		4/27/2017	317.24	4/27/2018	89.83	4/27/2019	67.28	4/26/2020	25.01
4/27/2016		4/28/2017	231.24	4/28/2018	50.11	4/28/2019	53.31	4/27/2020	19.06
4/28/2016		4/29/2017	177.05	4/29/2018	41.90	4/29/2019	79.97	4/28/2020	17.59
4/29/2016		4/30/2017	139.30	4/30/2018	31.98	4/30/2019	71.58	4/29/2020	17.42
4/30/2016		5/1/2017	52.55	5/1/2018	64.98	5/1/2019	91.65	4/30/2020	17.34
5/1/2016		5/2/2017	103.90	5/2/2018	89.85	5/2/2019	49.60	5/1/2020	15.62
5/2/2016		5/3/2017	73.27	5/3/2018	41.87	5/3/2019	28.94	5/2/2020	17.05
5/3/2016		5/4/2017	297.98	5/4/2018	68.78	5/4/2019	25.19	5/3/2020	17.93
5/4/2016		5/5/2017		5/5/2018	94.94	5/5/2019	24.24	5/4/2020	11.98
5/5/2016		5/6/2017	59.28	5/6/2018	109.12	5/6/2019	46.22	5/5/2020	14.62
5/6/2016		5/7/2017	133.23	5/7/2018	229.94	5/7/2019	56.90	5/6/2020	11.04

5/7/2016		5/8/2017	100.60	5/8/2018	364.87	5/8/2019	59.60	5/7/2020	13.24
5/8/2016		5/9/2017	38.10	5/9/2018	292.39	5/9/2019	41.18	5/8/2020	12.52
5/9/2016		5/10/2017	58.37	5/10/2018	172.28	5/10/2019	32.79	5/9/2020	19.57
5/10/2016		5/11/2017	58.00	5/11/2018	142.37	5/11/2019	51.80	5/10/2020	20.33
5/11/2016		5/12/2017	65.31	5/12/2018	109.30	5/12/2019	16.81	5/11/2020	19.83
5/12/2016		5/13/2017	68.48	5/13/2018	89.47	5/13/2019	25.94	5/12/2020	21.24
5/13/2016		5/14/2017	37.93	5/14/2018	19.82	5/14/2019	17.55	5/13/2020	23.48
5/14/2016		5/15/2017	35.27	5/15/2018	65.64	5/15/2019	11.81	5/14/2020	26.70
5/15/2016		5/16/2017	40.60	5/16/2018	66.24	5/16/2019	10.13	5/15/2020	31.73
5/16/2016		5/17/2017	53.99	5/17/2018	36.13	5/17/2019	15.75	5/16/2020	30.12
5/17/2016		5/18/2017	106.69	5/18/2018	84.63	5/18/2019	14.57	5/17/2020	28.70
5/18/2016		5/19/2017	102.82	5/19/2018	37.82	5/19/2019	6.57	5/18/2020	27.66
5/19/2016		5/20/2017	111.39	5/20/2018	49.58	5/20/2019	11.04	5/19/2020	20.61
5/20/2016		5/21/2017	85.53	5/21/2018	70.29	5/21/2019	18.88	5/20/2020	22.74
5/21/2016		5/22/2017	138.11	5/22/2018	86.86	5/22/2019	13.02	5/21/2020	21.01
5/22/2016		5/23/2017	198.33	5/23/2018	60.66	5/23/2019	6.88	5/22/2020	20.79
5/23/2016		5/24/2017	120.75	5/24/2018	61.14	5/24/2019	6.06	5/23/2020	18.54
5/24/2016		5/25/2017	129.27	5/25/2018	140.28	5/25/2019	6.77	5/24/2020	24.67
5/25/2016		5/26/2017	69.84	5/26/2018	97.58	5/26/2019	2.36	5/25/2020	25.71
5/26/2016		5/27/2017	39.82	5/27/2018	157.47	5/27/2019	2.38	5/26/2020	29.38
5/27/2016		5/28/2017	58.34	5/28/2018	52.11	5/28/2019	3.85	5/27/2020	21.80
5/28/2016		5/29/2017	60.15	5/29/2018	60.16	5/29/2019	5.62	5/28/2020	17.85
5/29/2016		5/30/2017	73.51	5/30/2018	37.33	5/30/2019	4.91	5/29/2020	13.35
5/30/2016		5/31/2017	104.05	5/31/2018	47.23	5/31/2019	3.42	5/30/2020	16.34
5/31/2016		6/1/2017	193.51	6/1/2018	42.48	6/1/2019	2.49	5/31/2020	17.33
6/1/2016		6/2/2017	190.31	6/2/2018	35.18	6/2/2019	2.28	6/1/2020	18.07
6/2/2016		6/3/2017	101.11	6/3/2018	65.55	6/3/2019	2.24	6/2/2020	15.75
6/3/2016		6/4/2017	113.78	6/4/2018	42.70	6/4/2019	2.40	6/3/2020	19.25
6/4/2016		6/5/2017	61.71	6/5/2018	33.19	6/5/2019	2.73	6/4/2020	22.70
6/5/2016		6/6/2017	65.60	6/6/2018	61.31	6/6/2019	0.22	6/5/2020	13.88
6/6/2016		6/7/2017	67.21	6/7/2018	29.25	6/7/2019	0.25	6/6/2020	8.38
6/7/2016		6/8/2017	73.87	6/8/2018	32.38	6/8/2019	0.15	6/7/2020	9.65
6/8/2016		6/9/2017	92.63	6/9/2018	58.06	6/9/2019	0.15	6/8/2020	10.06
6/9/2016		6/10/2017	37.73	6/10/2018	35.75	6/10/2019	0.22	6/9/2020	14.92
6/10/2016		6/11/2017	48.57	6/11/2018	22.11	6/11/2019	0.36	6/10/2020	15.32
6/11/2016		6/12/2017	118.38	6/12/2018	34.35	6/12/2019	0.17	6/11/2020	18.00
6/12/2016		6/13/2017	241.16	6/13/2018	56.79	6/13/2019	0.27	6/12/2020	12.15
6/13/2016		6/14/2017	141.78	6/14/2018	42.93	6/14/2019	0.19	6/13/2020	10.48
6/14/2016		6/15/2017	46.88	6/15/2018	45.32	6/15/2019	0.18	6/14/2020	7.38
6/15/2016		6/16/2017	54.29	6/16/2018	59.77	6/16/2019	0.22	6/15/2020	8.46

6/16/2016		6/17/2017	34.37	6/17/2018	86.03	6/17/2019	0.57	6/16/2020	5.53
6/17/2016		6/18/2017	64.25	6/18/2018	128.01	6/18/2019	0.48	6/17/2020	6.57
6/18/2016		6/19/2017	60.12	6/19/2018	207.41	6/19/2019	0.54	6/18/2020	6.78
6/19/2016		6/20/2017	55.26	6/20/2018	191.12	6/20/2019	0.26	6/19/2020	5.56
6/20/2016		6/21/2017	35.40	6/21/2018	152.10	6/21/2019	0.18	6/20/2020	14.17
6/21/2016		6/22/2017	29.69	6/22/2018	84.98	6/22/2019		6/21/2020	15.90
6/22/2016		6/23/2017	48.23	6/23/2018	44.65	6/23/2019		6/22/2020	7.05
6/23/2016		6/24/2017	31.04	6/24/2018	51.46	6/24/2019		6/23/2020	8.88
6/24/2016		6/25/2017	23.15	6/25/2018	42.93	6/25/2019		6/24/2020	13.67
6/25/2016		6/26/2017	21.39	6/26/2018	35.85	6/26/2019		6/25/2020	12.30
6/26/2016		6/27/2017	34.84	6/27/2018	31.16	6/27/2019		6/26/2020	8.17
6/27/2016		6/28/2017	21.07	6/28/2018	41.93	6/28/2019		6/27/2020	10.03
6/28/2016		6/29/2017	24.40	6/29/2018	17.09	6/29/2019		6/28/2020	8.76
6/29/2016		6/30/2017	21.76	6/30/2018	26.64	6/30/2019		6/29/2020	8.29
6/30/2016		7/1/2017	23.18	7/1/2018	17.41	7/1/2019		6/30/2020	14.18
7/1/2016		7/2/2017	25.10	7/2/2018	8.98	7/2/2019		7/1/2020	17.43
7/2/2016		7/3/2017	17.05	7/3/2018	27.92	7/3/2019		7/2/2020	17.85
7/3/2016		7/4/2017	14.74	7/4/2018	53.32	7/4/2019		7/3/2020	20.57
7/4/2016		7/5/2017	10.08	7/5/2018	25.31	7/5/2019		7/4/2020	12.47
7/5/2016		7/6/2017	17.91	7/6/2018	25.90	7/6/2019		7/5/2020	7.30
7/6/2016		7/7/2017	33.44	7/7/2018	28.32	7/7/2019		7/6/2020	7.52
7/7/2016		7/8/2017	25.15	7/8/2018	15.39	7/8/2019		7/7/2020	6.92
7/8/2016		7/9/2017	17.54	7/9/2018	18.98	7/9/2019		7/8/2020	8.34
7/9/2016		7/10/2017	18.86	7/10/2018	17.02	7/10/2019		7/9/2020	6.00
7/10/2016		7/11/2017	10.59	7/11/2018	11.97	7/11/2019		7/10/2020	6.13
7/11/2016		7/12/2017	29.76	7/12/2018	8.14	7/12/2019		7/11/2020	5.64
7/12/2016		7/13/2017	39.70	7/13/2018	10.03	7/13/2019		7/12/2020	7.38
7/13/2016		7/14/2017	34.36	7/14/2018	8.59	7/14/2019		7/13/2020	8.14
7/14/2016		7/15/2017	22.03	7/15/2018	12.45	7/15/2019		7/14/2020	7.81
7/15/2016		7/16/2017	11.54	7/16/2018	13.64	7/16/2019		7/15/2020	8.92
7/16/2016		7/17/2017	30.85	7/17/2018	21.56	7/17/2019		7/16/2020	7.66
7/17/2016		7/18/2017	28.57	7/18/2018	17.66	7/18/2019		7/17/2020	8.13
7/18/2016		7/19/2017	25.35	7/19/2018	15.25	7/19/2019		7/18/2020	6.48
7/19/2016		7/20/2017	8.65	7/20/2018	16.89	7/20/2019		7/19/2020	4.54
7/20/2016		7/21/2017	12.54	7/21/2018	20.46	7/21/2019		7/20/2020	3.57
7/21/2016		7/22/2017	12.07	7/22/2018	16.10	7/22/2019		7/21/2020	4.93
7/22/2016		7/23/2017	10.42	7/23/2018	17.32	7/23/2019		7/22/2020	6.64
7/23/2016		7/24/2017	21.62	7/24/2018	15.83	7/24/2019		7/23/2020	7.49
7/24/2016		7/25/2017	11.77	7/25/2018	13.67	7/25/2019		7/24/2020	4.69
7/25/2016		7/26/2017	13.74	7/26/2018	10.79	7/26/2019		7/25/2020	7.78

7/26/2016		7/27/2017	41.78	7/27/2018	10.24	7/27/2019		7/26/2020	11.00
7/27/2016		7/28/2017	15.47	7/28/2018	12.65	7/28/2019		7/27/2020	10.31
7/28/2016		7/29/2017		7/29/2018	9.67	7/29/2019		7/28/2020	8.78
7/29/2016		7/30/2017		7/30/2018	9.01	7/30/2019		7/29/2020	9.55
7/30/2016		7/31/2017		7/31/2018	8.72	7/31/2019		7/30/2020	11.29
7/31/2016		8/1/2017		8/1/2018	9.14	8/1/2019		7/31/2020	9.99
8/1/2016		8/2/2017		8/2/2018	11.49	8/2/2019		8/1/2020	9.74
8/2/2016		8/3/2017		8/3/2018	9.69	8/3/2019		8/2/2020	10.07
8/3/2016		8/4/2017		8/4/2018	8.98	8/4/2019		8/3/2020	6.10
8/4/2016		8/5/2017		8/5/2018	24.23	8/5/2019		8/4/2020	7.67
8/5/2016		8/6/2017		8/6/2018	12.16	8/6/2019		8/5/2020	5.77
8/6/2016		8/7/2017		8/7/2018	25.04	8/7/2019		8/6/2020	8.25
8/7/2016		8/8/2017		8/8/2018	60.39	8/8/2019		8/7/2020	6.74
8/8/2016		8/9/2017		8/9/2018	21.33	8/9/2019		8/8/2020	9.44
8/9/2016		8/10/2017		8/10/2018	11.09	8/10/2019		8/9/2020	5.50
8/10/2016		8/11/2017		8/11/2018	13.00	8/11/2019		8/10/2020	8.51
8/11/2016		8/12/2017		8/12/2018	9.67	8/12/2019		8/11/2020	6.12
8/12/2016		8/13/2017		8/13/2018	17.64	8/13/2019		8/12/2020	4.35
8/13/2016		8/14/2017		8/14/2018	8.09	8/14/2019		8/13/2020	8.00
8/14/2016		8/15/2017		8/15/2018	11.38	8/15/2019		8/14/2020	7.98
8/15/2016		8/16/2017		8/16/2018	16.36	8/16/2019		8/15/2020	10.49
8/16/2016		8/17/2017		8/17/2018	10.85	8/17/2019		8/16/2020	7.94
8/17/2016		8/18/2017		8/18/2018	10.27	8/18/2019		8/17/2020	8.46
8/18/2016		8/19/2017		8/19/2018	27.75	8/19/2019		8/18/2020	
8/19/2016		8/20/2017		8/20/2018	16.35	8/20/2019		8/19/2020	
8/20/2016		8/21/2017		8/21/2018	8.22	8/21/2019		8/20/2020	
8/21/2016		8/22/2017		8/22/2018	15.29	8/22/2019		8/21/2020	
8/22/2016		8/23/2017		8/23/2018	9.33	8/23/2019		8/22/2020	
8/23/2016		8/24/2017		8/24/2018	8.70	8/24/2019		8/23/2020	
8/24/2016		8/25/2017		8/25/2018	9.78	8/25/2019		8/24/2020	
8/25/2016		8/26/2017		8/26/2018	8.69	8/26/2019		8/25/2020	
8/26/2016		8/27/2017		8/27/2018	8.66	8/27/2019		8/26/2020	
8/27/2016		8/28/2017		8/28/2018	8.54	8/28/2019		8/27/2020	
8/28/2016		8/29/2017		8/29/2018	10.69	8/29/2019		8/28/2020	
8/29/2016		8/30/2017		8/30/2018	12.09	8/30/2019		8/29/2020	
8/30/2016		8/31/2017		8/31/2018	10.32	8/31/2019		8/30/2020	
8/31/2016		9/1/2017		9/1/2018	13.07	9/1/2019		8/31/2020	
9/1/2016		9/2/2017		9/2/2018	12.15	9/2/2019		9/1/2020	
9/2/2016		9/3/2017		9/3/2018	20.88	9/3/2019		9/2/2020	
9/3/2016		9/4/2017		9/4/2018	32.95	9/4/2019		9/3/2020	

9/4/2016		9/5/2017		9/5/2018	21.29	9/5/2019		9/4/2020	
9/5/2016		9/6/2017		9/6/2018	19.95	9/6/2019		9/5/2020	
9/6/2016		9/7/2017		9/7/2018	14.64	9/7/2019		9/6/2020	
9/7/2016		9/8/2017		9/8/2018	17.85	9/8/2019		9/7/2020	
9/8/2016		9/9/2017		9/9/2018	17.60	9/9/2019		9/8/2020	
9/9/2016		9/10/2017		9/10/2018	13.58	9/10/2019		9/9/2020	
9/10/2016		9/11/2017		9/11/2018	23.99	9/11/2019		9/10/2020	
9/11/2016		9/12/2017		9/12/2018	14.28	9/12/2019		9/11/2020	
9/12/2016		9/13/2017		9/13/2018	18.48	9/13/2019		9/12/2020	
9/13/2016		9/14/2017		9/14/2018	17.60	9/14/2019		9/13/2020	
9/14/2016		9/15/2017		9/15/2018	31.61	9/15/2019		9/14/2020	
9/15/2016		9/16/2017		9/16/2018	33.73	9/16/2019		9/15/2020	
9/16/2016		9/17/2017		9/17/2018	29.51	9/17/2019		9/16/2020	
9/17/2016		9/18/2017		9/18/2018	36.28	9/18/2019		9/17/2020	
9/18/2016		9/19/2017		9/19/2018	30.87	9/19/2019		9/18/2020	
9/19/2016		9/20/2017		9/20/2018	39.24	9/20/2019		9/19/2020	
9/20/2016		9/21/2017		9/21/2018	10.41	9/21/2019		9/20/2020	
9/21/2016		9/22/2017		9/22/2018	13.32	9/22/2019		9/21/2020	
9/22/2016		9/23/2017		9/23/2018	34.61	9/23/2019		9/22/2020	
9/23/2016		9/24/2017		9/24/2018	57.90	9/24/2019		9/23/2020	
9/24/2016		9/25/2017		9/25/2018	77.83	9/25/2019		9/24/2020	
9/25/2016		9/26/2017		9/26/2018	35.22	9/26/2019		9/25/2020	
9/26/2016		9/27/2017		9/27/2018	37.28	9/27/2019		9/26/2020	
9/27/2016		9/28/2017		9/28/2018	78.06	9/28/2019		9/27/2020	
9/28/2016		9/29/2017		9/29/2018	43.34	9/29/2019		9/28/2020	
9/29/2016		9/30/2017		9/30/2018	55.67	9/30/2019		9/29/2020	
9/30/2016		10/1/2017		10/1/2018	49.32	10/1/2019		9/30/2020	
10/1/2016		10/2/2017		10/2/2018	93.10	10/2/2019		10/1/2020	
10/2/2016		10/3/2017		10/3/2018	48.05	10/3/2019		10/2/2020	
10/3/2016		10/4/2017	46.14	10/4/2018	43.69	10/4/2019		10/3/2020	
10/4/2016		10/5/2017	42.95	10/5/2018	41.14	10/5/2019		10/4/2020	
10/5/2016		10/6/2017	36.28	10/6/2018	32.19	10/6/2019		10/5/2020	
10/6/2016		10/7/2017	48.24	10/7/2018	42.04	10/7/2019		10/6/2020	
10/7/2016		10/8/2017	72.61	10/8/2018	42.02	10/8/2019		10/7/2020	
10/8/2016		10/9/2017	55.99	10/9/2018	50.57	10/9/2019		10/8/2020	
10/9/2016		10/10/2017	78.13	10/10/2018	60.95	10/10/2019		10/9/2020	
10/10/2016		10/11/2017	49.83	10/11/2018	52.49	10/11/2019		10/10/2020	
10/11/2016		10/12/2017	50.73	10/12/2018	40.05	10/12/2019		10/11/2020	
10/12/2016		10/13/2017	81.72	10/13/2018	52.25	10/13/2019		10/12/2020	
10/13/2016		10/14/2017	75.93	10/14/2018	41.81	10/14/2019		10/13/2020	

10/14/2016		10/15/2017	131.09	10/15/2018	50.88	10/15/2019		10/14/2020	
10/15/2016		10/16/2017	96.82	10/16/2018	56.23	10/16/2019		10/15/2020	
10/16/2016		10/17/2017	120.13	10/17/2018	51.81	10/17/2019		10/16/2020	
10/17/2016		10/18/2017	125.85	10/18/2018		10/18/2019		10/17/2020	
10/18/2016		10/19/2017	128.95	10/19/2018		10/19/2019		10/18/2020	
10/19/2016	28.08	10/20/2017	65.09	10/20/2018		10/20/2019		10/19/2020	
10/20/2016	66.15	10/21/2017	56.33	10/21/2018	65.81	10/21/2019		10/20/2020	
10/21/2016	62.32	10/22/2017	59.25	10/22/2018	84.11	10/22/2019		10/21/2020	
10/22/2016	57.47	10/23/2017	157.54	10/23/2018	70.23	10/23/2019		10/22/2020	
10/23/2016	68.98	10/24/2017	189.22	10/24/2018	85.05	10/24/2019		10/23/2020	
10/24/2016	74.83	10/25/2017	185.79	10/25/2018	84.91	10/25/2019		10/24/2020	
10/25/2016	84.33	10/26/2017	125.06	10/26/2018	85.56	10/26/2019		10/25/2020	
10/26/2016	70.63	10/27/2017	119.79	10/27/2018	70.22	10/27/2019		10/26/2020	
10/27/2016	52.48	10/28/2017	78.42	10/28/2018	73.55	10/28/2019		10/27/2020	
10/28/2016	67.57	10/29/2017	139.80	10/29/2018	80.78	10/29/2019		10/28/2020	
10/29/2016	62.86	10/30/2017	81.82	10/30/2018	112.65	10/30/2019		10/29/2020	
10/30/2016	60.32	10/31/2017	57.05	10/31/2018	157.04	10/31/2019		10/30/2020	
10/31/2016	59.91	11/1/2017	29.93	11/1/2018	133.94	11/1/2019		10/31/2020	
11/1/2016	34.90	11/2/2017		11/2/2018	132.51	11/2/2019		11/1/2020	
11/2/2016	42.51	11/3/2017		11/3/2018	225.86	11/3/2019		11/2/2020	
11/3/2016	57.12	11/4/2017		11/4/2018	218.32	11/4/2019		11/3/2020	
11/4/2016	76.99	11/5/2017		11/5/2018	121.98	11/5/2019		11/4/2020	
11/5/2016	67.65	11/6/2017	582.73	11/6/2018	77.25	11/6/2019		11/5/2020	
11/6/2016	66.56	11/7/2017		11/7/2018	86.69	11/7/2019		11/6/2020	
11/7/2016	91.95	11/8/2017		11/8/2018	65.48	11/8/2019		11/7/2020	
11/8/2016	96.05	11/9/2017		11/9/2018	57.73	11/9/2019		11/8/2020	
11/9/2016	96.84	11/10/2017		11/10/2018	53.18	11/10/2019		11/9/2020	
11/10/2016	85.32	11/11/2017		11/11/2018	51.55	11/11/2019		11/10/2020	
11/11/2016	88.75	11/12/2017		11/12/2018	96.93	11/12/2019		11/11/2020	
11/12/2016	14.60	11/13/2017		11/13/2018	115.42	11/13/2019	77.57	11/12/2020	
11/13/2016		11/14/2017	201.09	11/14/2018	180.91	11/14/2019	34.00	11/13/2020	
11/14/2016		11/15/2017	148.73	11/15/2018	82.02	11/15/2019	29.46	11/14/2020	
11/15/2016		11/16/2017	103.81	11/16/2018	78.61	11/16/2019	32.51	11/15/2020	
11/16/2016		11/17/2017	163.97	11/17/2018	71.39	11/17/2019	39.57	11/16/2020	
11/17/2016		11/18/2017	164.85	11/18/2018	83.62	11/18/2019	51.28	11/17/2020	
11/18/2016		11/19/2017	139.53	11/19/2018	101.93	11/19/2019	60.93	11/18/2020	
11/19/2016		11/20/2017	205.16	11/20/2018	93.20	11/20/2019	64.32	11/19/2020	
11/20/2016		11/21/2017	142.29	11/21/2018	77.32	11/21/2019	64.04	11/20/2020	
11/21/2016		11/22/2017	112.13	11/22/2018	88.25	11/22/2019	59.49	11/21/2020	
11/22/2016	869.86	11/23/2017	103.36	11/23/2018	66.24	11/23/2019	95.72	11/22/2020	

11/23/2016	83.86	11/24/2017		11/24/2018	71.70	11/24/2019	64.90	11/23/2020	
11/24/2016	102.02	11/25/2017		11/25/2018	82.69	11/25/2019	54.05	11/24/2020	
11/25/2016	79.26	11/26/2017		11/26/2018		11/26/2019	61.68	11/25/2020	
11/26/2016	83.42	11/27/2017		11/27/2018	131.89	11/27/2019	42.76	11/26/2020	
11/27/2016	76.73	11/28/2017		11/28/2018	119.38	11/28/2019	33.41	11/27/2020	
11/28/2016	66.48	11/29/2017		11/29/2018	113.71	11/29/2019	40.04	11/28/2020	
11/29/2016	58.44	11/30/2017	236.41	11/30/2018	95.95	11/30/2019	28.47	11/29/2020	
11/30/2016	36.40	12/1/2017	112.15	12/1/2018	90.78	12/1/2019	18.85	11/30/2020	
12/1/2016	126.39	12/2/2017	115.88	12/2/2018	77.43	12/2/2019	22.38	12/1/2020	
12/2/2016	83.88	12/3/2017	103.04	12/3/2018	83.44	12/3/2019	46.84	12/2/2020	
12/3/2016	105.23	12/4/2017	125.36	12/4/2018	89.85	12/4/2019	39.75	12/3/2020	
12/4/2016	125.20	12/5/2017	131.69	12/5/2018	75.60	12/5/2019	40.01	12/4/2020	
12/5/2016	82.87	12/6/2017	155.34	12/6/2018	82.42	12/6/2019	30.41	12/5/2020	
12/6/2016	88.30	12/7/2017	76.95	12/7/2018	75.57	12/7/2019	29.57	12/6/2020	
12/7/2016	121.86	12/8/2017	69.84	12/8/2018	68.88	12/8/2019	23.22	12/7/2020	
12/8/2016	262.12	12/9/2017	95.55	12/9/2018	59.86	12/9/2019	56.53	12/8/2020	
12/9/2016	118.30	12/10/2017	116.70	12/10/2018	69.90	12/10/2019	35.12	12/9/2020	
12/10/2016	118.34	12/11/2017	182.69	12/11/2018	64.48	12/11/2019	34.75	12/10/2020	
12/11/2016	130.94	12/12/2017	179.54	12/12/2018	70.83	12/12/2019	31.21	12/11/2020	
12/12/2016	152.05	12/13/2017	248.02	12/13/2018	85.68	12/13/2019		12/12/2020	
12/13/2016	101.28	12/14/2017	251.98	12/14/2018	86.75	12/14/2019	19.14	12/13/2020	
12/14/2016	149.08	12/15/2017	182.87	12/15/2018	59.24	12/15/2019	28.29	12/14/2020	
12/15/2016	75.84	12/16/2017	151.72	12/16/2018	58.55	12/16/2019	25.28	12/15/2020	
12/16/2016	104.74	12/17/2017	126.66	12/17/2018	83.42	12/17/2019	27.39	12/16/2020	
12/17/2016	152.88	12/18/2017	119.20	12/18/2018	145.75	12/18/2019	21.67	12/17/2020	
12/18/2016	96.01	12/19/2017	125.77	12/19/2018	142.11	12/19/2019	25.15	12/18/2020	
12/19/2016		12/20/2017	129.15	12/20/2018	129.66	12/20/2019	29.82	12/19/2020	
12/20/2016		12/21/2017	221.43	12/21/2018	91.03	12/21/2019	37.31	12/20/2020	41.75
12/21/2016	100.60	12/22/2017	122.28	12/22/2018	83.41	12/22/2019	28.69	12/21/2020	32.01
12/22/2016	137.36	12/23/2017	75.28	12/23/2018	67.10	12/23/2019	23.48	12/22/2020	24.81
12/23/2016	105.16	12/24/2017	95.45	12/24/2018	91.78	12/24/2019	30.79	12/23/2020	32.02
12/24/2016	101.89	12/25/2017		12/25/2018	158.30	12/25/2019	28.84	12/24/2020	35.45
12/25/2016	58.51	12/26/2017	204.38	12/26/2018	71.49	12/26/2019	26.33	12/25/2020	33.52
12/26/2016	143.63	12/27/2017	151.80	12/27/2018	132.87	12/27/2019	29.63	12/26/2020	46.01
12/27/2016	162.84	12/28/2017	136.33	12/28/2018	85.78	12/28/2019	35.04	12/27/2020	44.59
12/28/2016	85.41	12/29/2017	181.65	12/29/2018	95.84	12/29/2019	28.75	12/28/2020	38.50
12/29/2016	119.39	12/30/2017	166.84	12/30/2018	101.52	12/30/2019	26.21	12/29/2020	36.33
12/30/2016	106.05	12/31/2017	142.64	12/31/2018	81.11	12/31/2019	26.66	12/30/2020	35.97
12/31/2016	109.45								36.88